

The multiple group IRT measurement invariance analysis of the Self-Compassion Scale in ten international samples

Appendix

Differential Test Functioning (DTF) comparisons between countries

We present here detailed results of all Differential Test Functioning (DTF) comparisons. All compared pairs will contain the following output:

1) Textual output:

- a) Signed DTF score (sDTF.score): difference between expected total scores in the focal group and the reference group (average area above and below test score functions).
- b) Standardized (percentual) signed DTF score (sDTF(%).score): percent average bias between group total scores.
- c) Unsigned DTF score (uDTF.score): difference between expected total scores in the focal group and the reference group (total area between test score functions).
- d) Standardized (percentual) unsigned DTF score (uDTF(%).score).
- e) Confidence intervals (CIs): range of confidence intervals using a multiple imputation estimate (with 1000 draws) of the expected test scores.
- f) P-value ($P(\text{sDTF.score} = 0)$): null hypothesis test for the sDTF statistic. Insignificant value means that the signed DTF score (difference between expected total scores in the focal group and the reference group) is negligible.

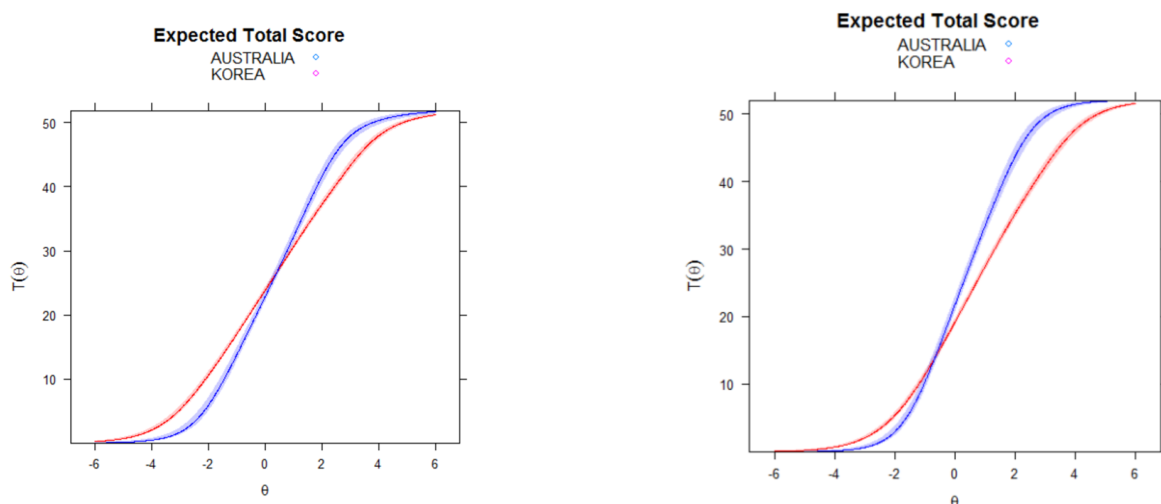
2) Graphical output:

Test score functions (expected total scores (I) for the focal group – blue – and the reference group – red – plotted against the latent ability (Θ)). Each plot is drawn with imputed confidence envelopes based on a multiple imputation estimate (with 1000 draws).

Each output contains two comparisons: the Self-uncompassionate responding subscale and the Self-compassionate responding subscale.

Graphical display provided very useful information: Figure 1 shows test score functions of Australian and Korean samples of Self-compassionate responding (left) and Self-uncompassionate responding (right) subscales – expected total scores plotted against the latent ability (θ). As far as

Self-compassionate responding subscale is concerned, we could clearly see large difference between curves from -4 to -1 values of θ , and then from 0 to 4, but in the opposite direction. Although the differences were very large (the unsigned DTF is 2.40, which was 3.68% of distortion), their impact on difference in expected total score (the signed DTF) was only -0.04 and insignificant at the 0.05 level. We could conclude that no significant DTF was present at the total score level. However, there were differences at particular levels of the latent ability (θ): respondents with very high and very low levels of Self-uncompassionate responding answered differently in Australian and Korean samples, but in opposite directions, so the effect was cancelled out. As regards the Self-uncompassionate responding subscale, the situation was very different: again, we could see a large difference between curves from 0 to 4 values of θ , but this difference was not fully compensated by the difference between -4 to 0 in the opposite direction. The amount of differences was virtually the same as in the Self-compassionate responding subscale (the unsigned DTF is 2.95, which was 4.54% of distortion), but the lack of compensation led to a larger impact on the difference in expected total score: the signed DTF is 2.02 and significant at the 0.05 level. Each curve had a 95% confidence interval envelope.

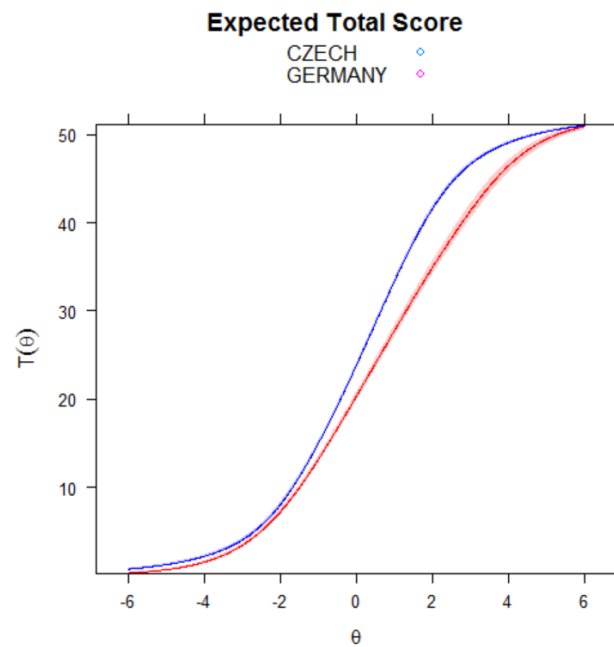


Expected total score between Australia and Korea for Self-compassionate responding

Expected total score between Australia and Korea for Self-uncompassionate responding

Figure 1. Test score functions in Australian and Korean samples for Self-compassionate responding and Self-uncompassionate responding subscales.

The test score functions of Czech and German samples in the Self-uncompassionate responding subscale are depicted on Figure 2. The values of the unsigned and signed DTF were both 2.44, and significant. Although there was systematic difference across all the range of latent ability, we could see that the largest difference lies between 0 and 4.



Expected total score between Czech and German samples for Self-uncompassionate responding

Figure 2. Test score functions of Czech and German samples for the Self-uncompassionate responding subscale.

Samples: USA – AUSTRALIA

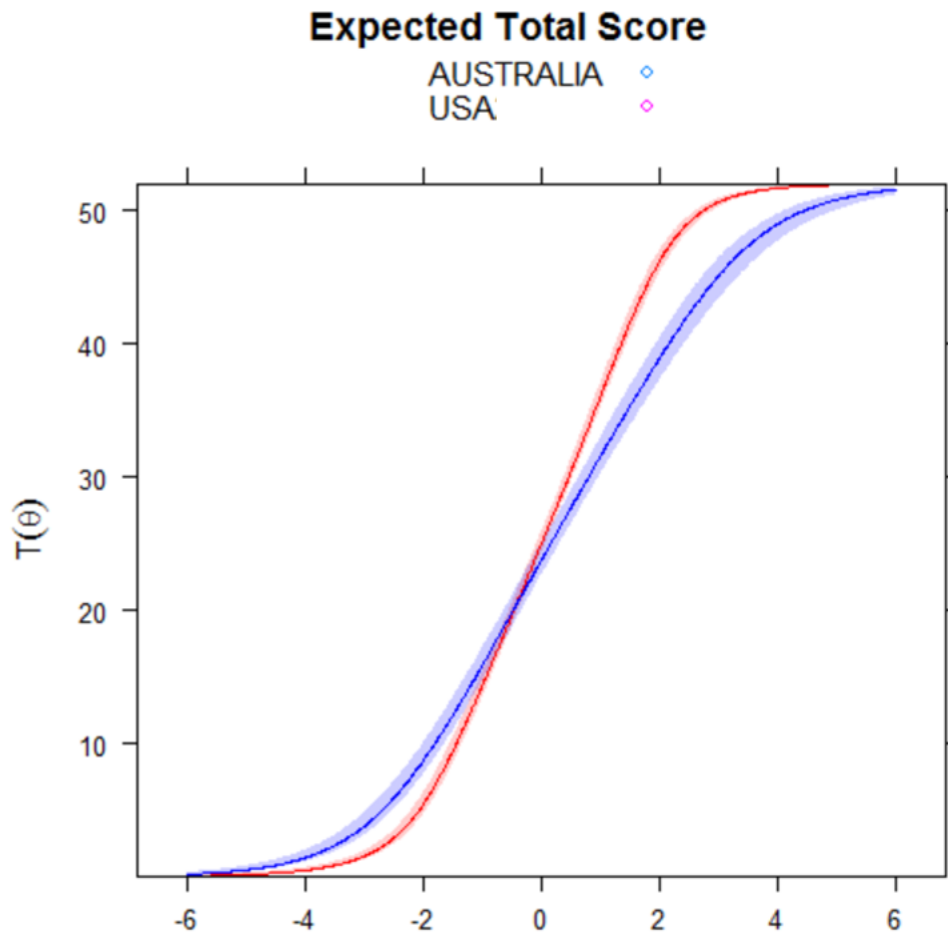
Self-uncompassionate responding

```

$observed
  sDTF.score sDTF(%) .score    uDTF.score uDTF(%) .score
    1.178476   1.813040     2.562529   3.942352

$CIs
  sDTF.score sDTF(%) .score    uDTF.score uDTF(%) .score
CI_97.5    1.9153647  2.9467149  3.300718  5.078028
CI_2.5     0.4499291  0.6921985  1.990915  3.062946

$tests
P(sDTF.score = 0)
  0.001411476
    
```



Samples: USA – AUSTRALIA

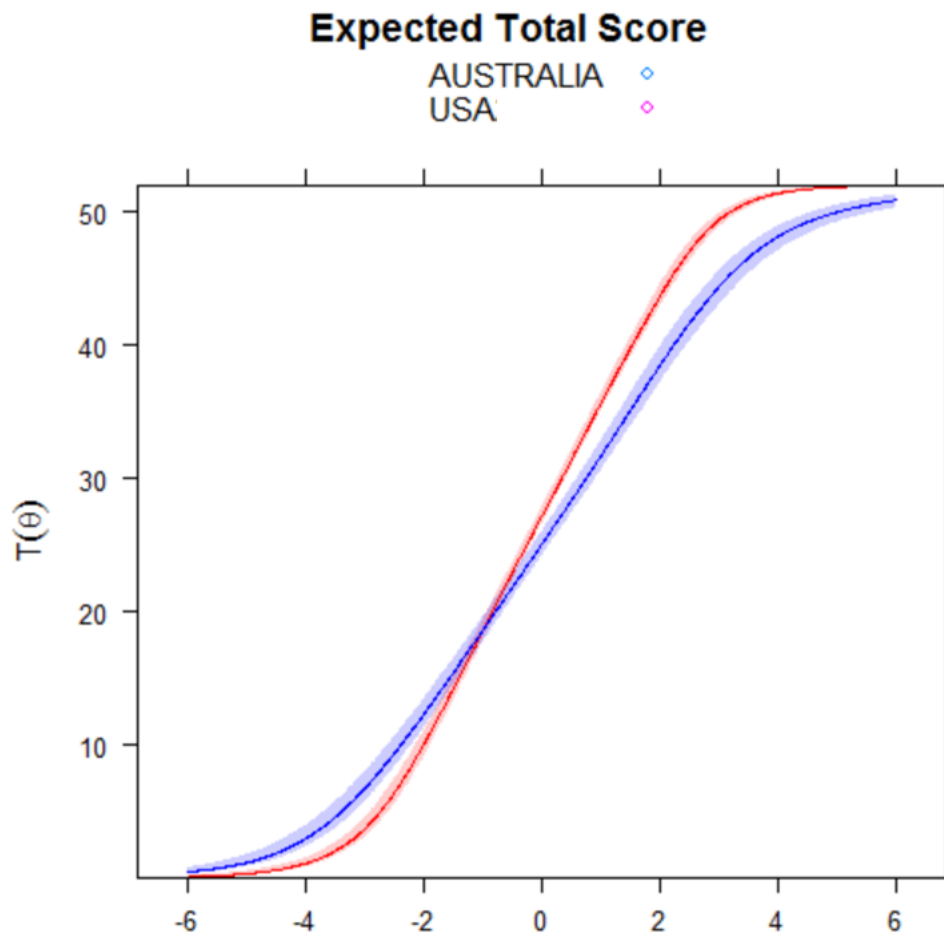
Self-compassionate responding

```

$observed
  sDTF.score sDTF(%).score    uDTF.score uDTF(%).score
    1.143234    1.758821    2.543829    3.913583

$CIs
  sDTF.score sDTF(%).score    uDTF.score uDTF(%).score
CI_97.5    1.897712    2.919557    3.273998    5.036920
CI_2.5     0.464815    0.715100    1.927888    2.965982

$tests
P(sDTF.score = 0)
    0.001721023
    
```



Samples: AUSTRALIA – CZECH REPUBLIC

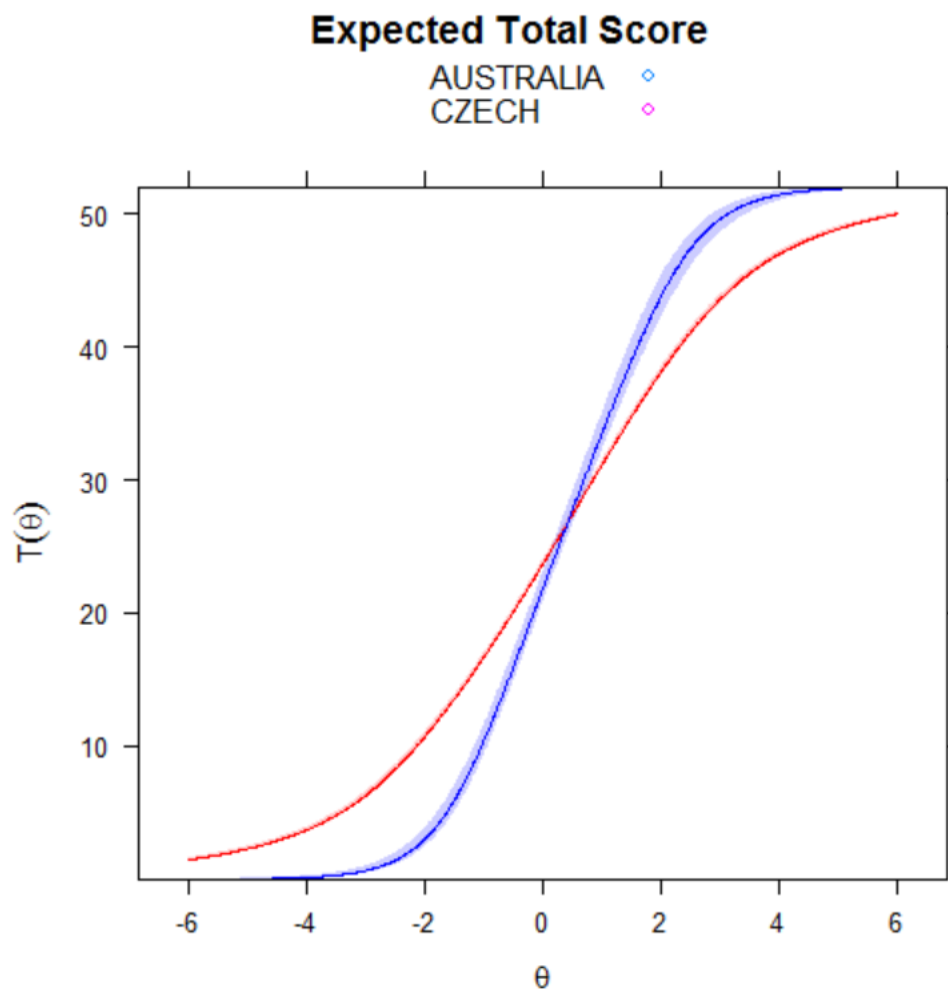
Self-uncompassionate responding

```

$observed
  sDTF.score sDTF(%) .score    uDTF.score uDTF(%) .score
    -0.4475966   -0.6886101     4.1996337     6.4609750

$CIs
      sDTF.score sDTF(%) .score    uDTF.score uDTF(%) .score
CI_97.5  0.02936139   0.04517137     4.603531     7.082356
CI_2.5   -0.91658480  -1.41013046     3.751896     5.772148

$tests
P(sDTF.score = 0)
    0.06283954
    
```



Samples: AUSTRALIA – CZECH REPUBLIC

Self-compassionate responding

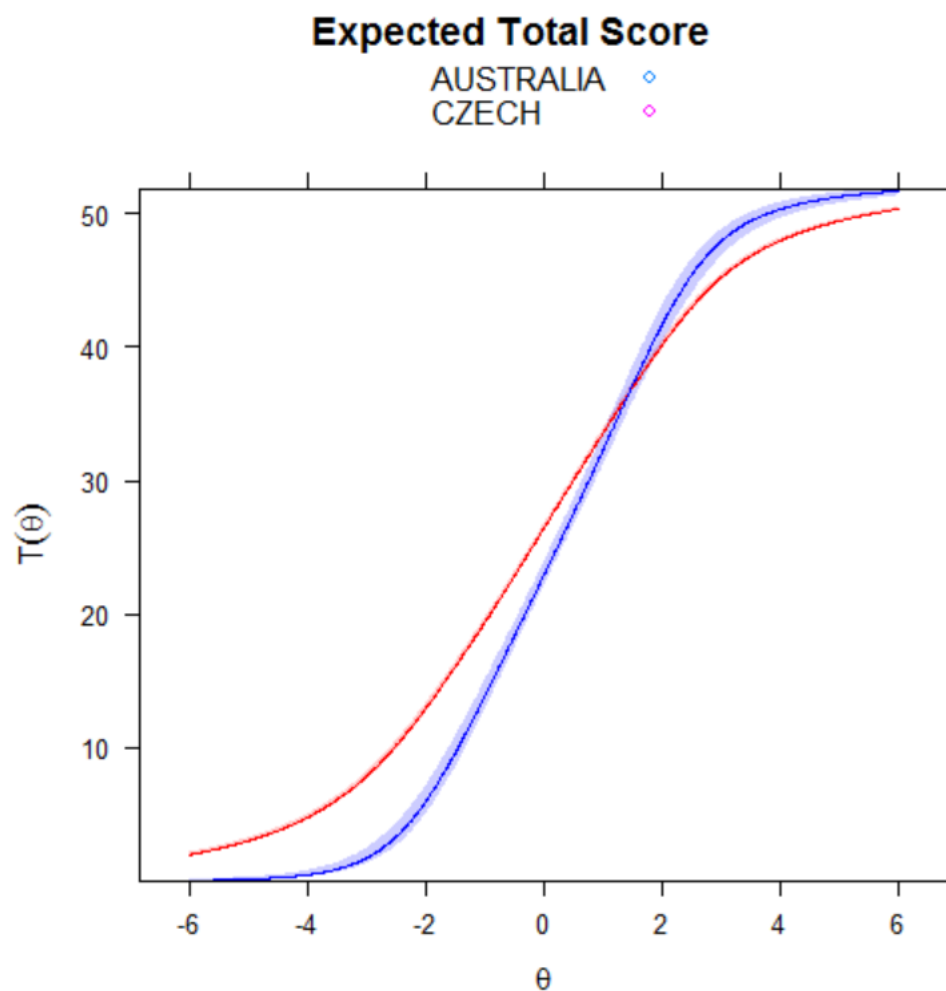
```

$observed
  sDTF.score sDTF(%) .score      uDTF.score uDTF(%) .score
    -1.866140   -2.870985      3.372413    5.188327

$CIs
  sDTF.score sDTF(%) .score      uDTF.score uDTF(%) .score
CI_97.5   -1.422936   -2.189132      3.765963    5.793789
CI_2.5    -2.398544   -3.690068      2.859098    4.398613

$tests
P(sDTF.score = 0)
  2.092133e-13

```



Samples: AUSTRALIA – GERMANY

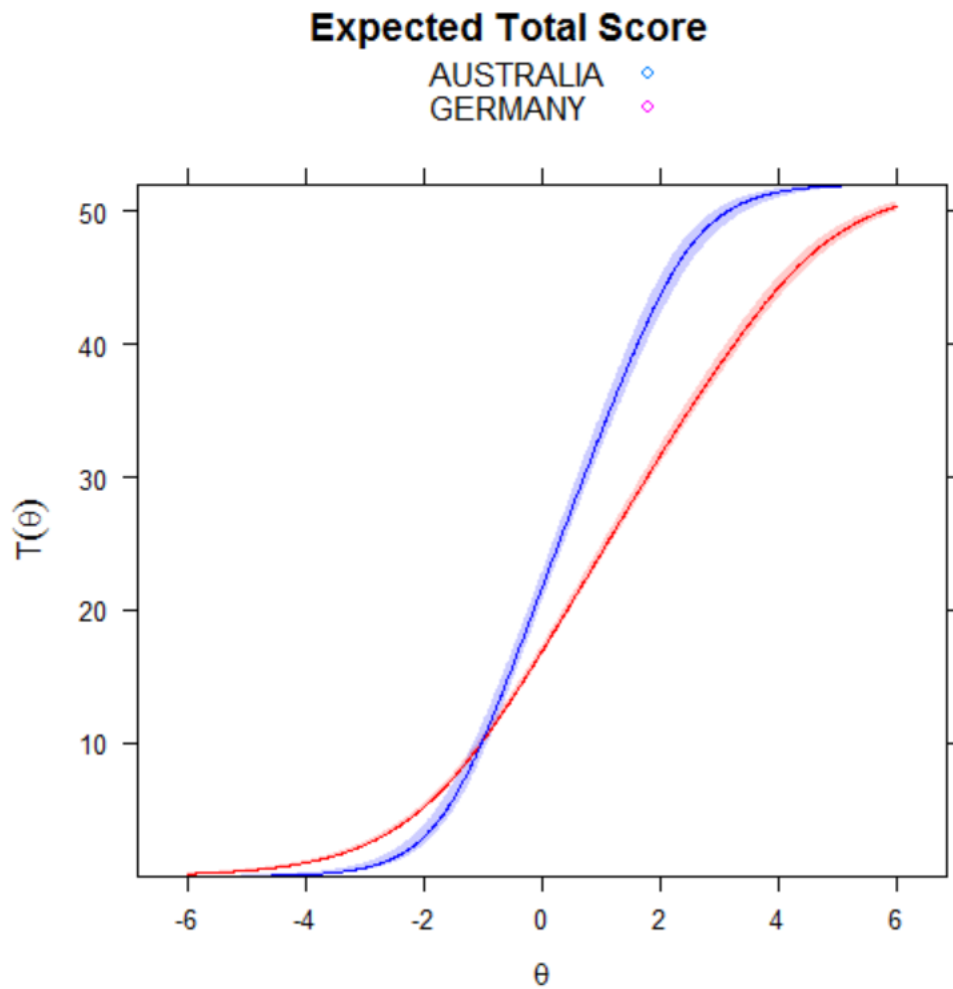
Self-uncompassionate responding

```

$observed
  sDTF.score sDTF(%) .score    uDTF.score uDTF(%) .score
    3.624257   5.575780    4.569406   7.029856

$CIs
  sDTF.score sDTF(%) .score    uDTF.score uDTF(%) .score
CI_97.5    4.185016   6.438486    5.127788   7.888905
CI_2.5     3.007304   4.626622    3.967854   6.104390

$tests
P(sDTF.score = 0)
  1.459266e-33
    
```



Samples: AUSTRALIA – GERMANY

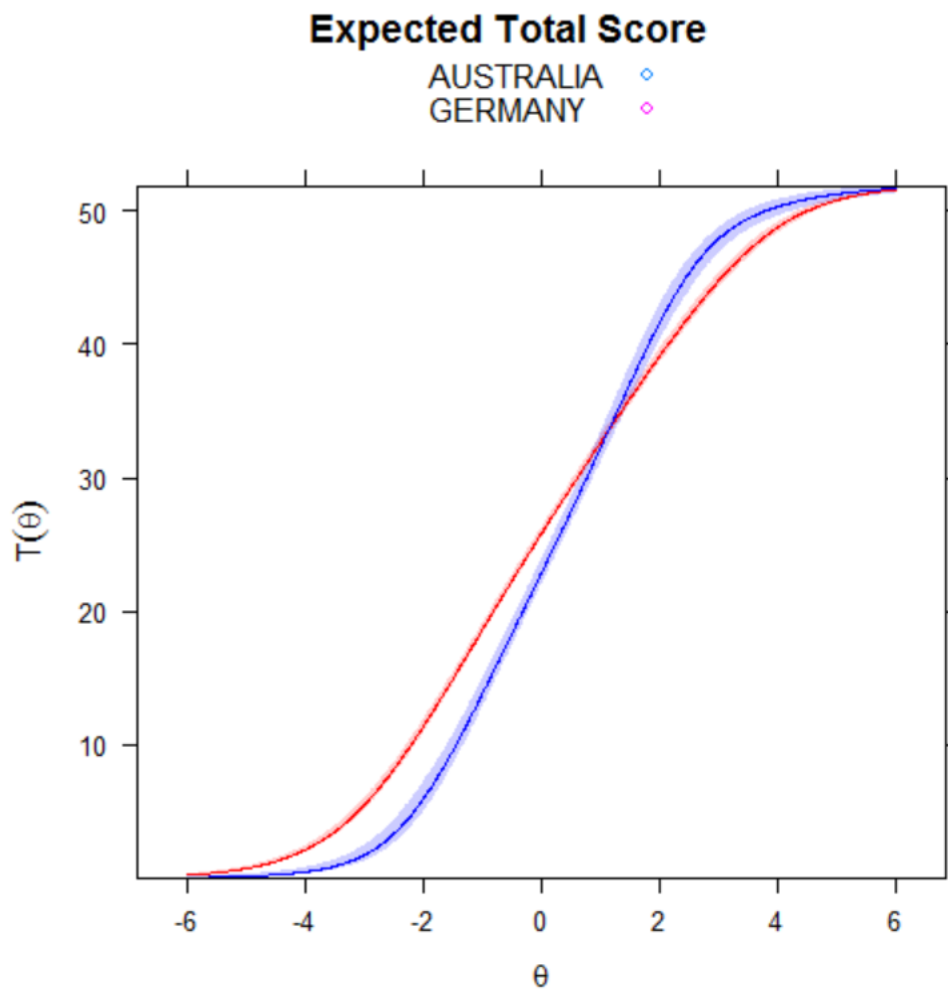
Self-compassionate responding

```

$observed
  sDTF.score sDTF(%) .score      uDTF.score uDTF(%) .score
-0.9947281  -1.5303509    2.2968070  3.5335492

$CIs
  sDTF.score sDTF(%) .score      uDTF.score uDTF(%) .score
CI_97.5 -0.4819863  -0.7415174    2.741596  4.217841
CI_2.5  -1.5027115  -2.3118639    1.787505  2.750007

$tests
P(sDTF.score = 0)
  0.0002120914
    
```



Samples: AUSTRALIA – CHINA

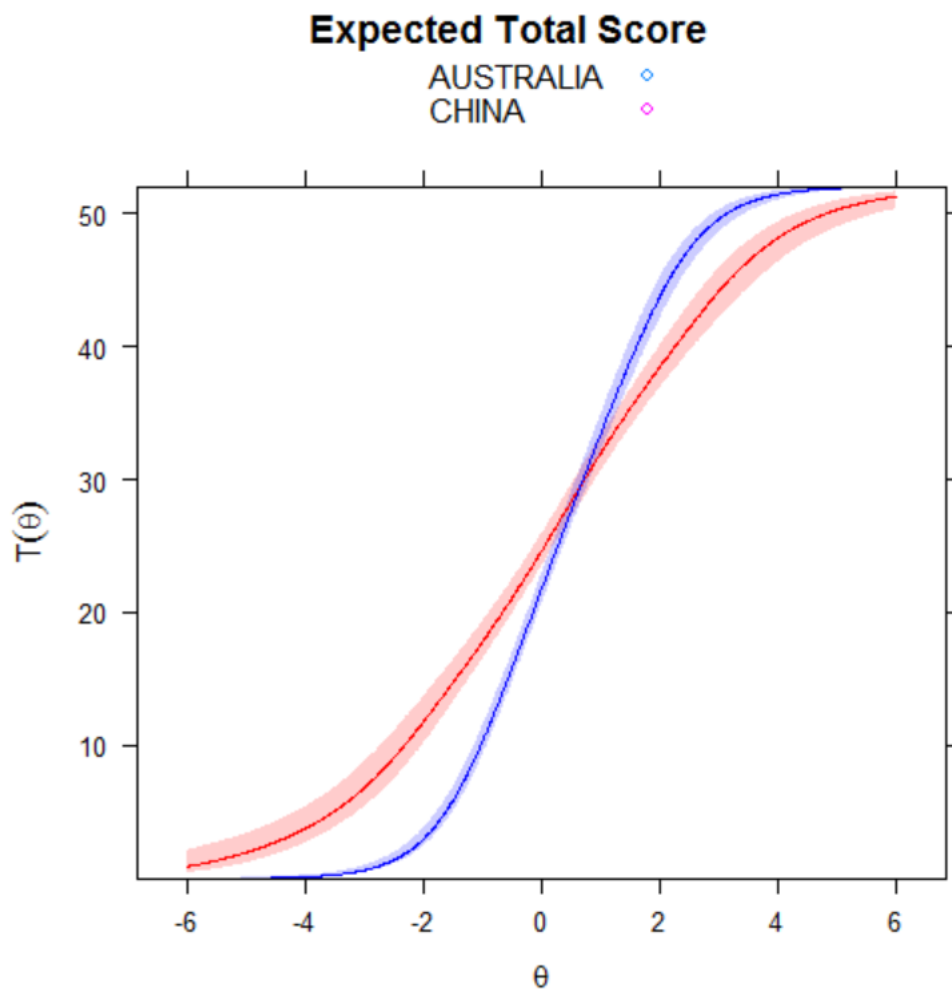
Self-uncompassionate responding

```

$observed
  sDIF.score sDIF(%).score    uDIF.score uDIF(%).score
    -1.165006    -1.792318     4.055711     6.239555

$CIs
  sDIF.score sDIF(%).score    uDIF.score uDIF(%).score
CI_97.5 -0.3723046    -0.5727763     5.263109     8.097091
CI_2.5  -1.9564774    -3.0099652     3.080725     4.739577

$tests
P(sDIF.score = 0)
    0.006076251
    
```



Samples: AUSTRALIA – CHINA

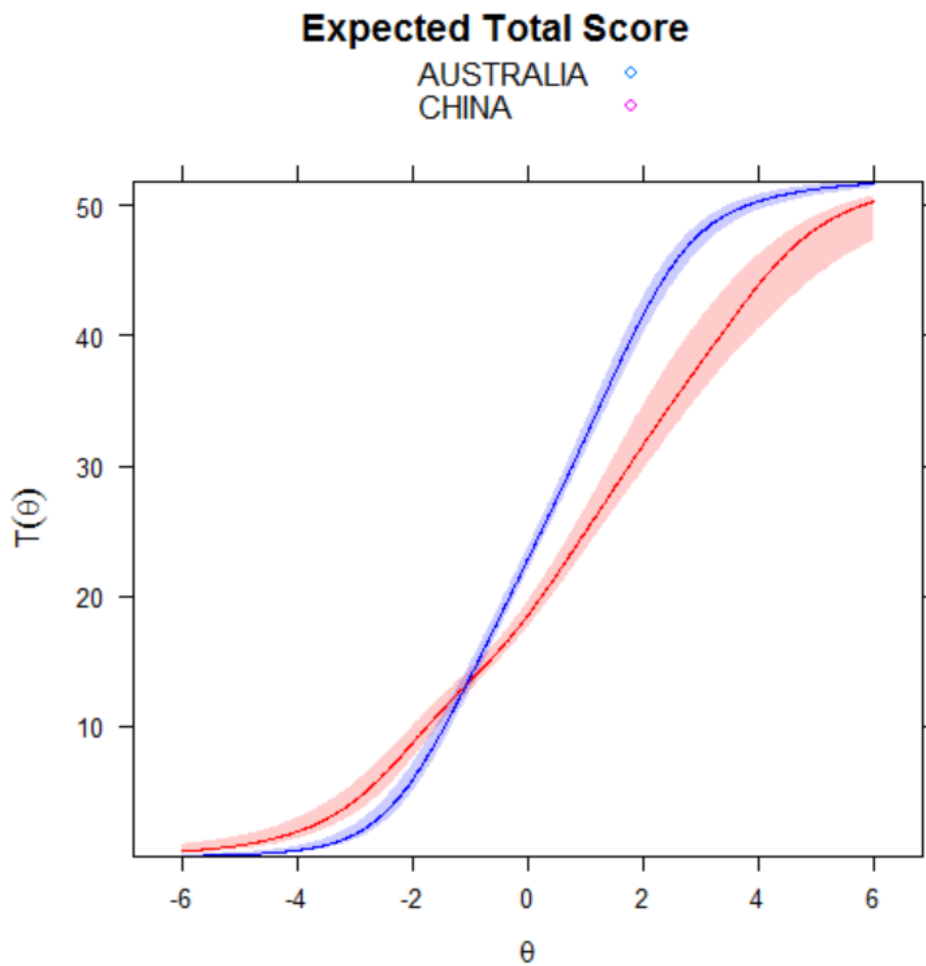
Self-compassionate responding

```

$observed
  sDTF.score sDTF(%) .score    uDTF.score uDTF(%) .score
        2.858         4.398         4.188         6.443

$CIs
  sDTF.score sDTF(%) .score    uDTF.score uDTF(%) .score
CI_97.5      3.976         6.117         5.581         8.586
CI_2.5       1.802         2.773         2.970         4.569

$tests
P(sDTF.score = 0)
      2.848e-07
    
```



Samples: AUSTRALIA – ITALY

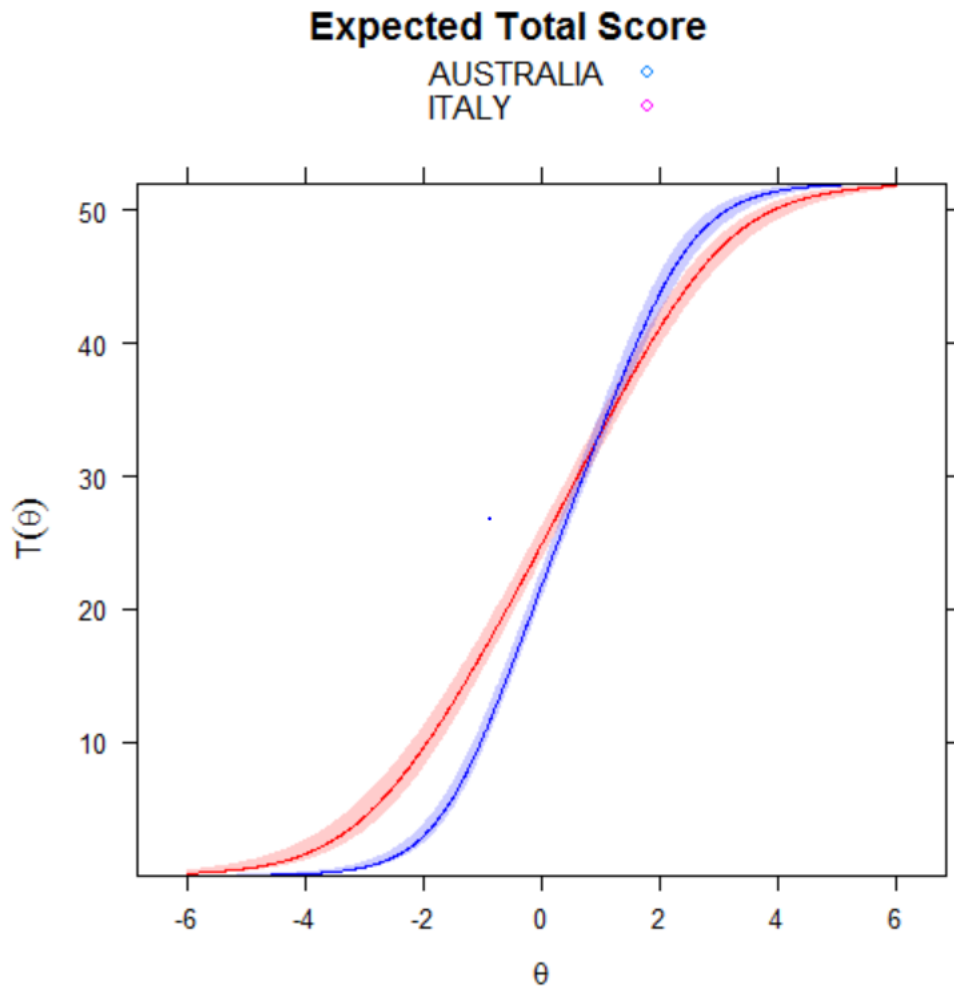
Self-uncompassionate responding

```

$observed
  sDTF.score sDTF(%) .score      uDTF.score uDTF(%) .score
    -1.240904   -1.909083      2.462817    3.788950

$CIs
  sDTF.score sDTF(%) .score      uDTF.score uDTF(%) .score
CI_97.5 -0.5651939   -0.869529    3.370096    5.184763
CI_2.5  -2.0381552   -3.135623    1.738796    2.675071

$tests
P(sDTF.score = 0)
    0.001418382
    
```



Samples: AUSTRALIA – ITALY

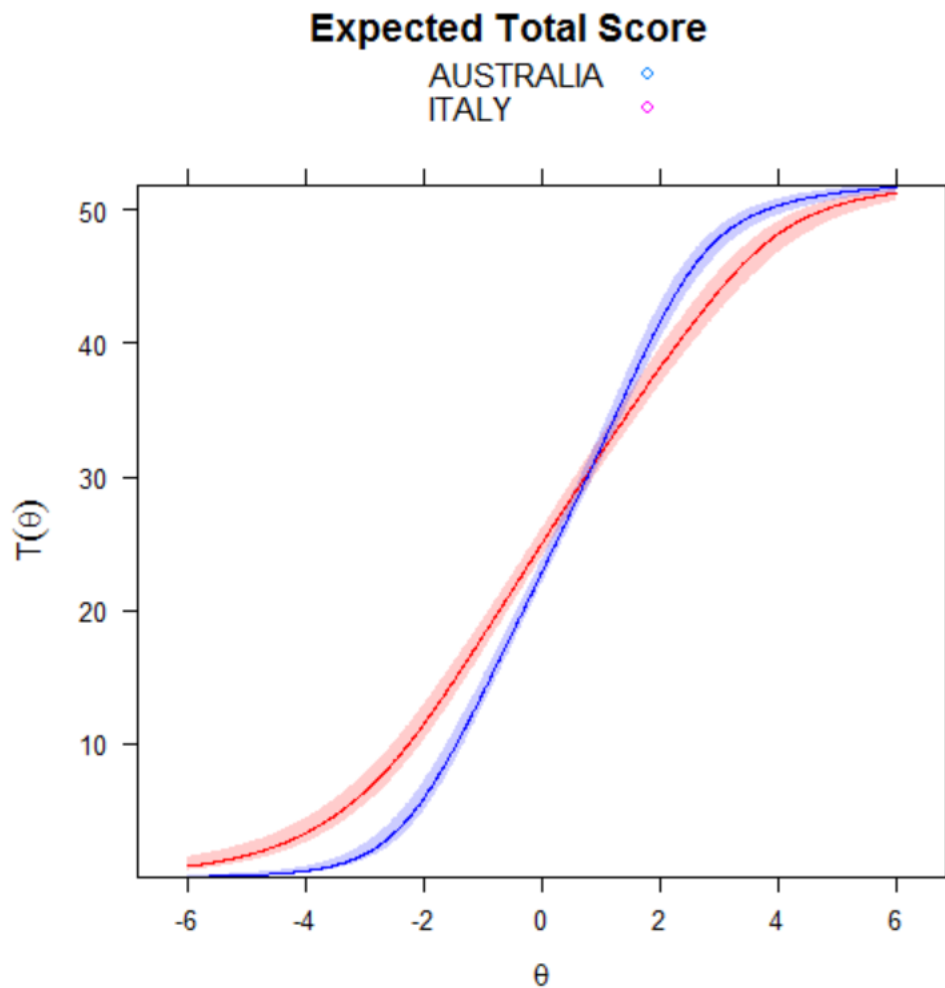
Self-compassionate responding

```

$observed
  sDTF.score sDTF(%).score  uDTF.score uDTF(%).score
-0.8535138  -1.3130982    2.7200661    4.1847171

$CIs
  sDTF.score sDTF(%).score  uDTF.score uDTF(%).score
CI_97.5 -0.01933122  -0.02974033    3.589069    5.521645
CI_2.5 -1.69818697  -2.61259534    1.893277    2.912734

$tests
P(sDTF.score = 0)
0.04337226
    
```



Samples: AUSTRALIA – KOREA

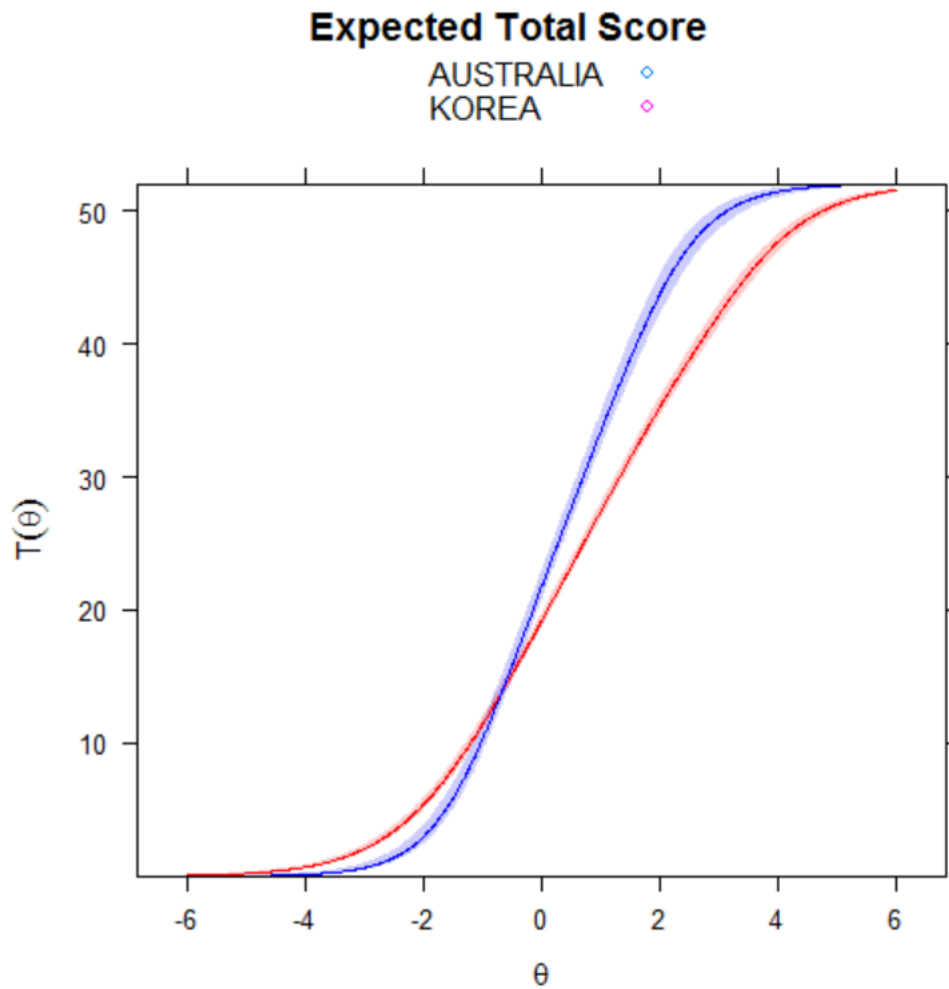
Self-uncompassionate responding

```

$observed
  sDTF.score sDTF(%) .score    uDTF.score uDTF(%) .score
    2.015799   3.101228         2.948450   4.536078

$CIs
  sDTF.score sDTF(%) .score    uDTF.score uDTF(%) .score
CI_97.5    2.538657   3.905626         3.440804   5.293545
CI_2.5     1.446971   2.226109         2.390345   3.677454

$tests
P(sDTF.score = 0)
  3.419343e-13
    
```



Samples: AUSTRALIA – KOREA

Self-compassionate responding

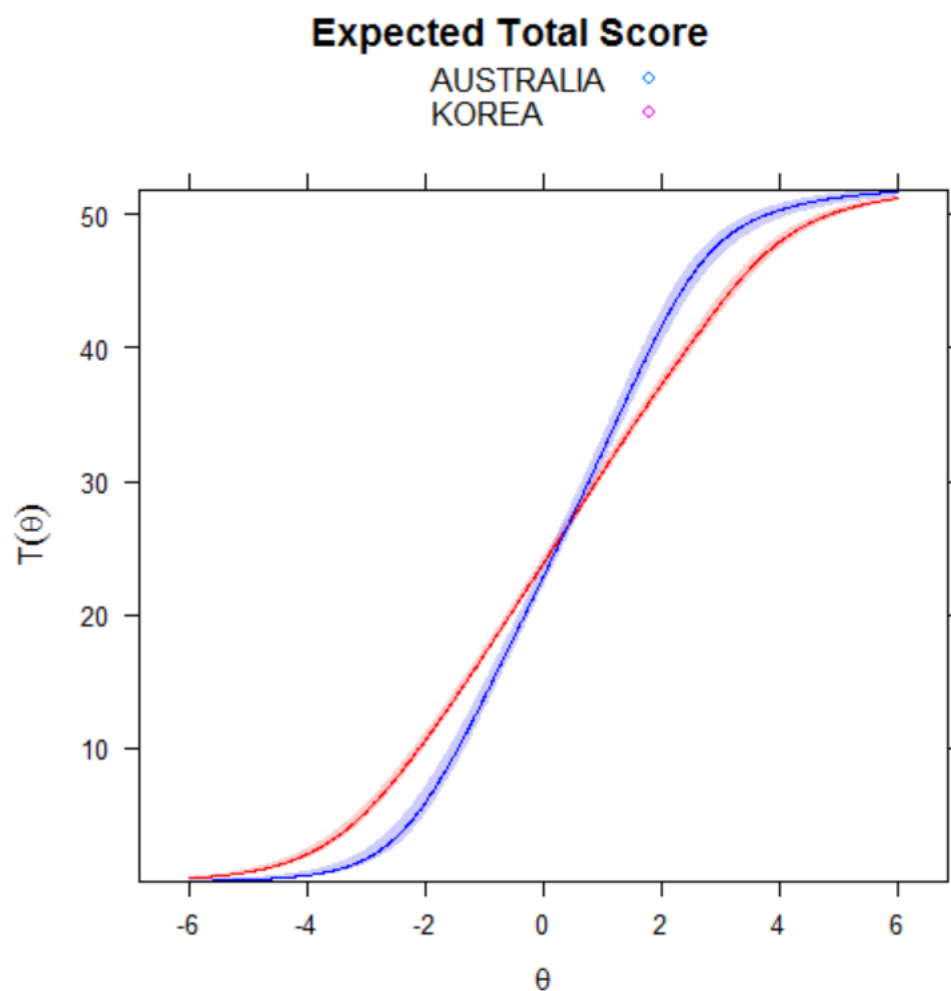
```

$observed
  sDIF.score sDIF(%).score    uDIF.score uDIF(%).score
-0.03800649 -0.05847152    2.39352731  3.68234971

$CIs
  sDIF.score sDIF(%).score    uDIF.score uDIF(%).score
CI_97.5    0.4873767    0.7498103    2.924715    4.499561
CI_2.5     -0.5526799   -0.8502768    1.801292    2.771218

$tests
P(sDIF.score = 0)
  0.8889015

```



Samples: AUSTRALIA – PORTUGAL

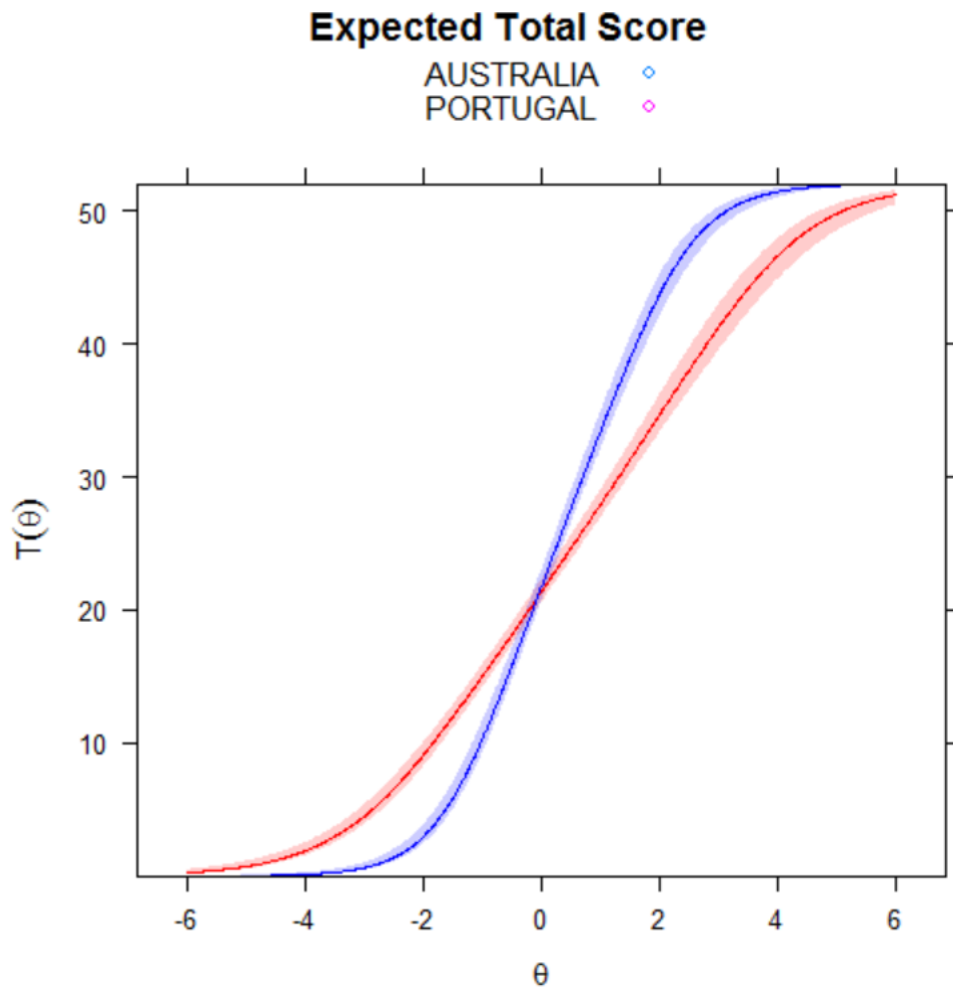
Self-uncompassionate responding

```

$observed
  sDTF.score sDTF(%).score    uDTF.score uDTF(%).score
    1.105256    1.700394    4.041195    6.217223

$CIs
  sDTF.score sDTF(%).score    uDTF.score uDTF(%).score
CI_97.5    1.8656453    2.8702236    4.900057    7.538550
CI_2.5     0.3150346    0.4846686    3.249371    4.999033

$tests
P(sDTF.score = 0)
    0.005181552
    
```



Samples: AUSTRALIA – PORTUGAL

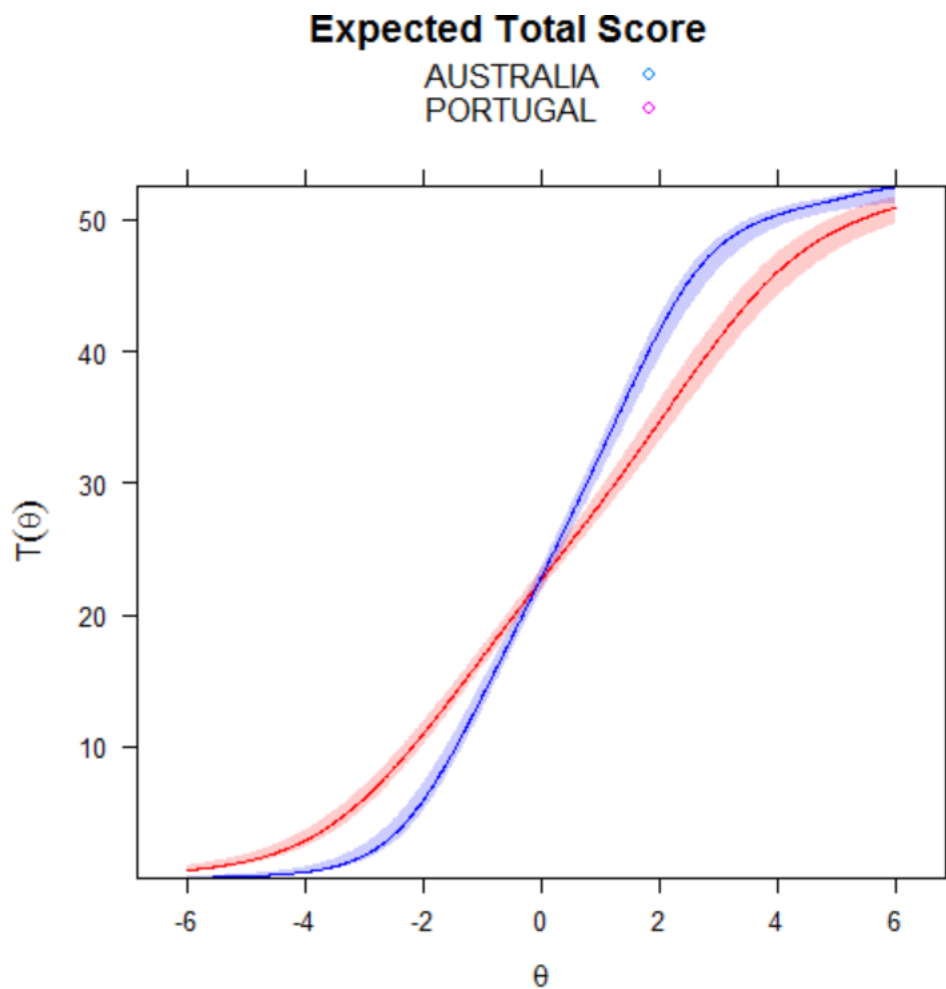
Self-compassionate responding

```

$observed
  sDTF.score sDTF(%) .score      uDTF.score uDTF(%) .score
    0.7691006   1.1653040      3.4940780   5.2940575

$CIs
  sDTF.score sDTF(%) .score      uDTF.score uDTF(%) .score
CI_97.5    1.3592497   2.0594692   4.182655   6.337356
CI_2.5     -0.2845204  -0.4310915   2.334545   3.537190

$tests
P(sDTF.score = 0)
    0.06815765
    
```



Samples: AUSTRALIA – SLOVAKIA

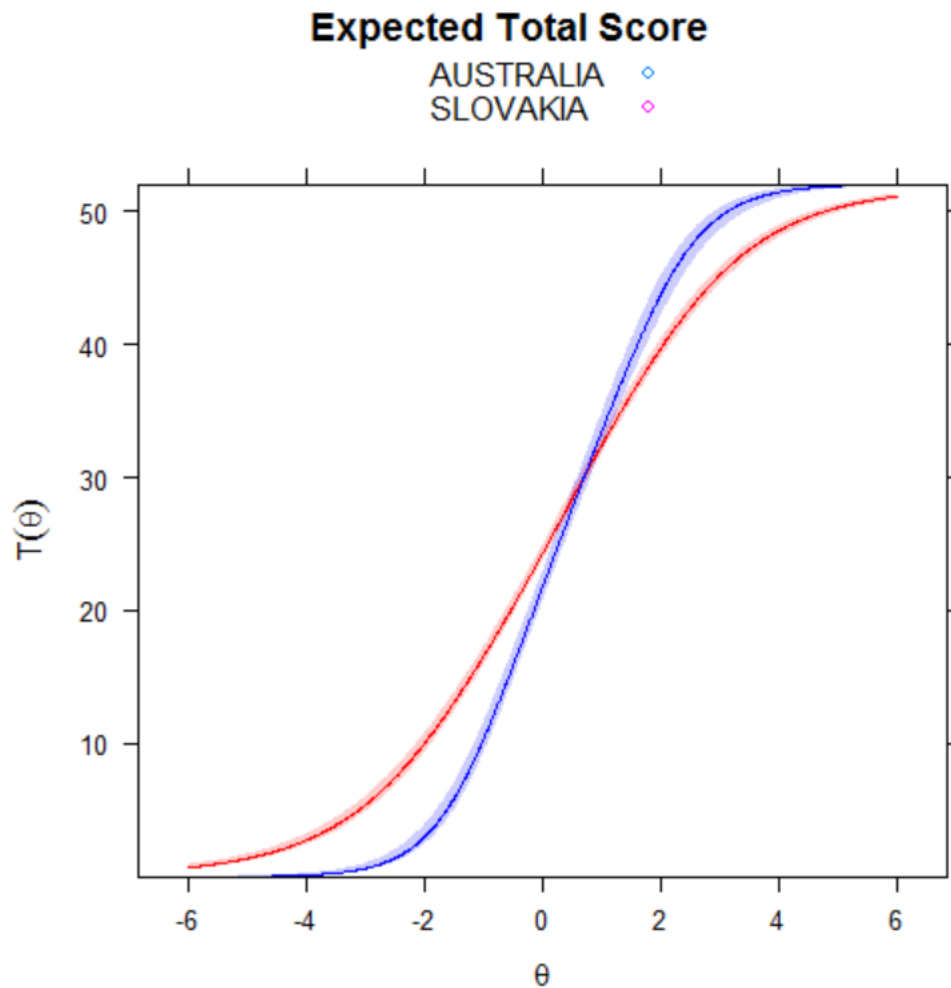
Self-uncompassionate responding

```

$observed
  sDIF.score sDIF(%) .score    uDIF.score uDIF(%) .score
-0.8684257  -1.3360396    3.2665789  5.0255059

$CIs
  sDIF.score sDIF(%) .score    uDIF.score uDIF(%) .score
CI_97.5 -0.3431856  -0.5279779    3.782153  5.818697
CI_2.5  -1.4502504  -2.2311544    2.768449  4.259152

$tests
P(sDIF.score = 0)
0.002252471
    
```



Samples: AUSTRALIA – SLOVAKIA

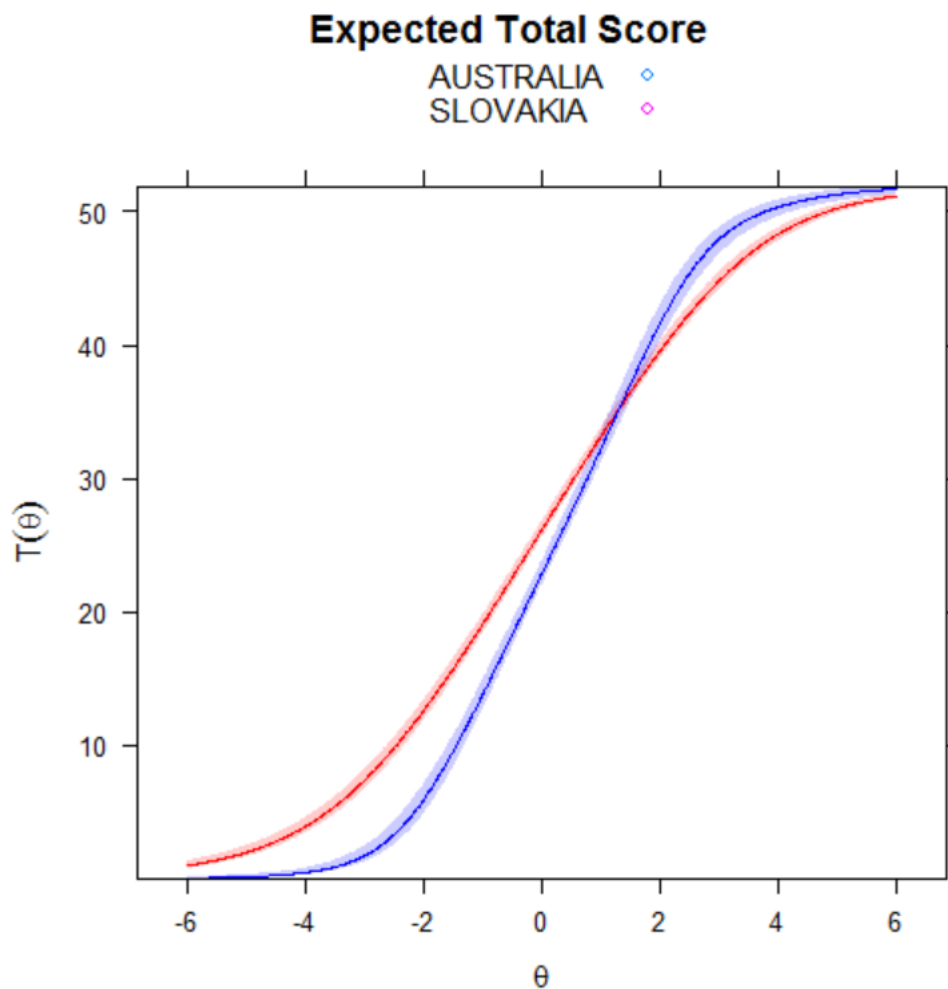
Self-compassionate responding

```

$observed
  sDTF.score sDTF(%) .score      uDTF.score uDTF(%) .score
    -1.588631   -2.444048      3.000242    4.615756

$CIs
  sDTF.score sDTF(%) .score      uDTF.score uDTF(%) .score
CI_97.5   -1.022242   -1.572680      3.586112    5.517096
CI_2.5    -2.155463   -3.316097      2.385436    3.669902

$tests
P(sDTF.score = 0)
  1.238075e-07
    
```



Samples: AUSTRALIA – TURKEY

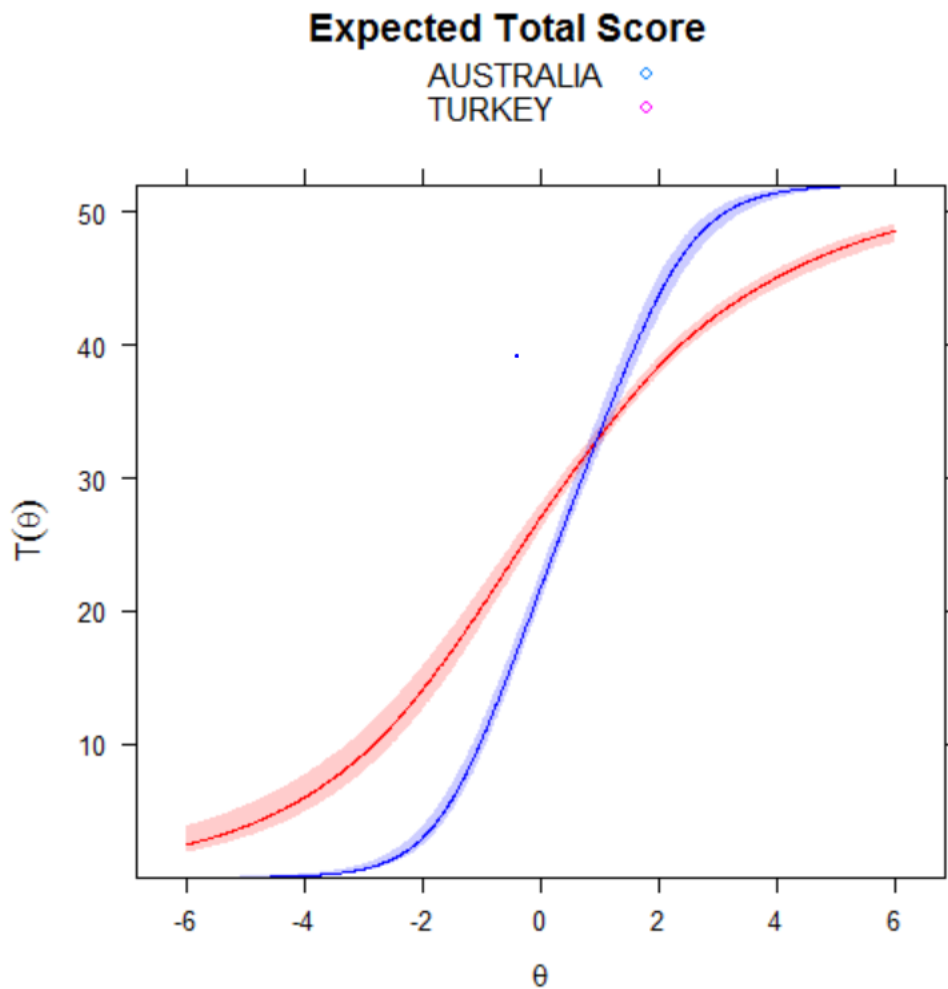
Self-uncompassionate responding

```

$observed
  sDTF.score sDTF(%) .score    uDTF.score uDTF(%) .score
    -1.683325  -2.589730     6.045227   9.300349

$CIs
  sDTF.score sDTF(%) .score    uDTF.score uDTF(%) .score
CI_97.5 -0.9537648  -1.467331     7.016852  10.795156
CI_2.5  -2.5540300  -3.929277     5.197843   7.996682

$tests
P(sDTF.score = 0)
  3.068888e-05
    
```



Samples: AUSTRALIA – TURKEY

Self-compassionate responding

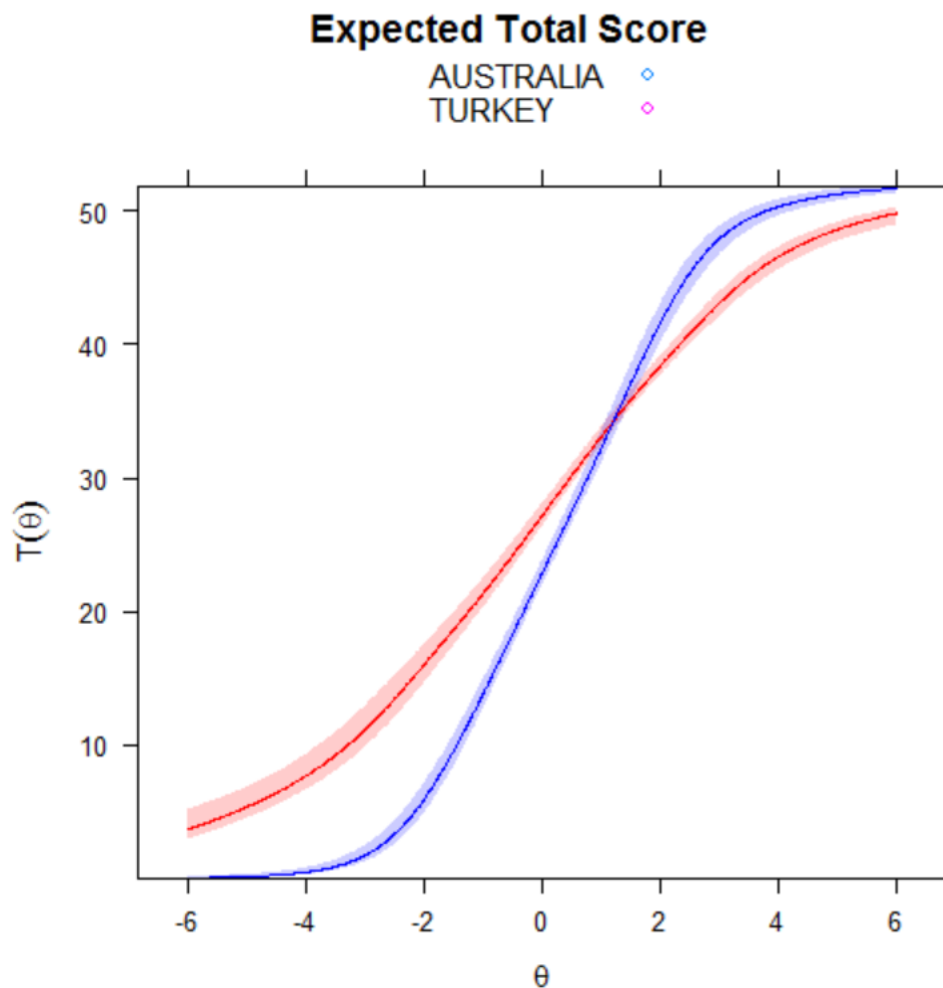
```

$observed
  sDTF.score sDTF(%) .score      uDTF.score uDTF(%) .score
    -2.592338   -3.988213      5.161148    7.940227

$CIs
      sDTF.score sDTF(%) .score      uDTF.score uDTF(%) .score
CI_97.5  -1.815836   -2.793594      6.248161    9.612556
CI_2.5   -3.377503   -5.196158      4.263896    6.559841

$tests
P(sDTF.score = 0)
  9.628952e-11

```



Samples: CZECH REPUBLIC – GERMANY

Self-uncompassionate responding

```

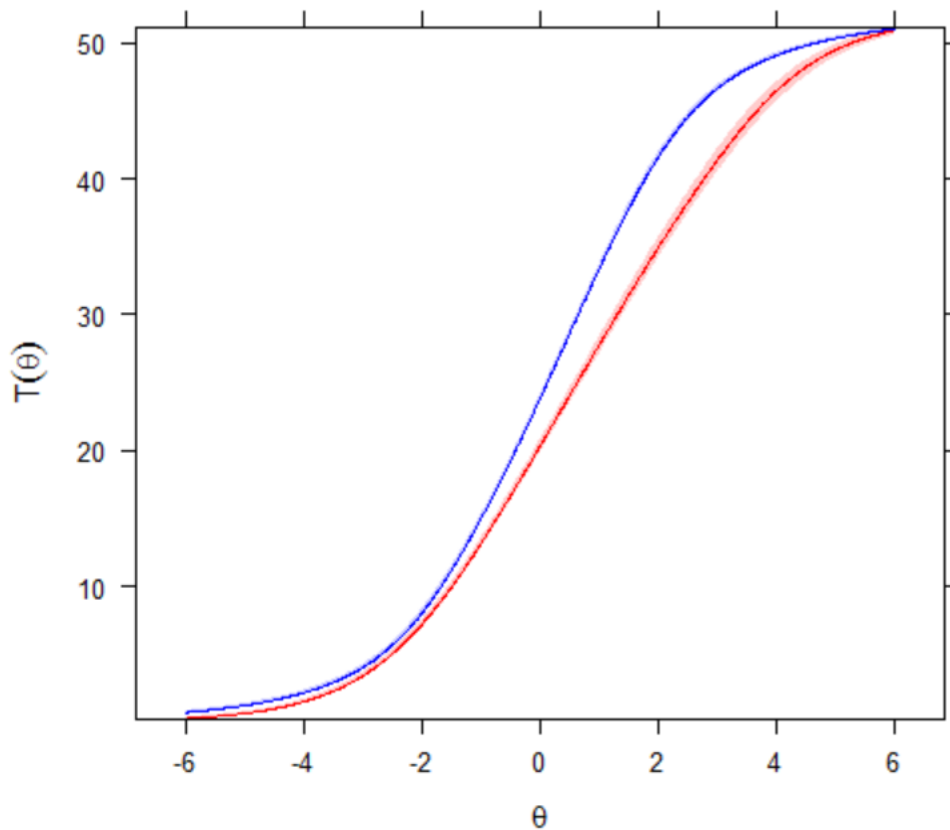
$observed
  sDTF.score sDTF(%).score    uDTF.score uDTF(%).score
    2.442025    3.756961    2.442025    3.756961

$CIs
  sDTF.score sDTF(%).score    uDTF.score uDTF(%).score
CI_97.5    2.810564    4.323945    2.810564    4.323945
CI_2.5     2.109744    3.245760    2.112208    3.249550

$tests
P(sDTF.score = 0)
  4.836921e-40
    
```

Expected Total Score

CZECH ◊
 GERMANY ◊



Samples: CZECH REPUBLIC – GERMANY

Self-compassionate responding

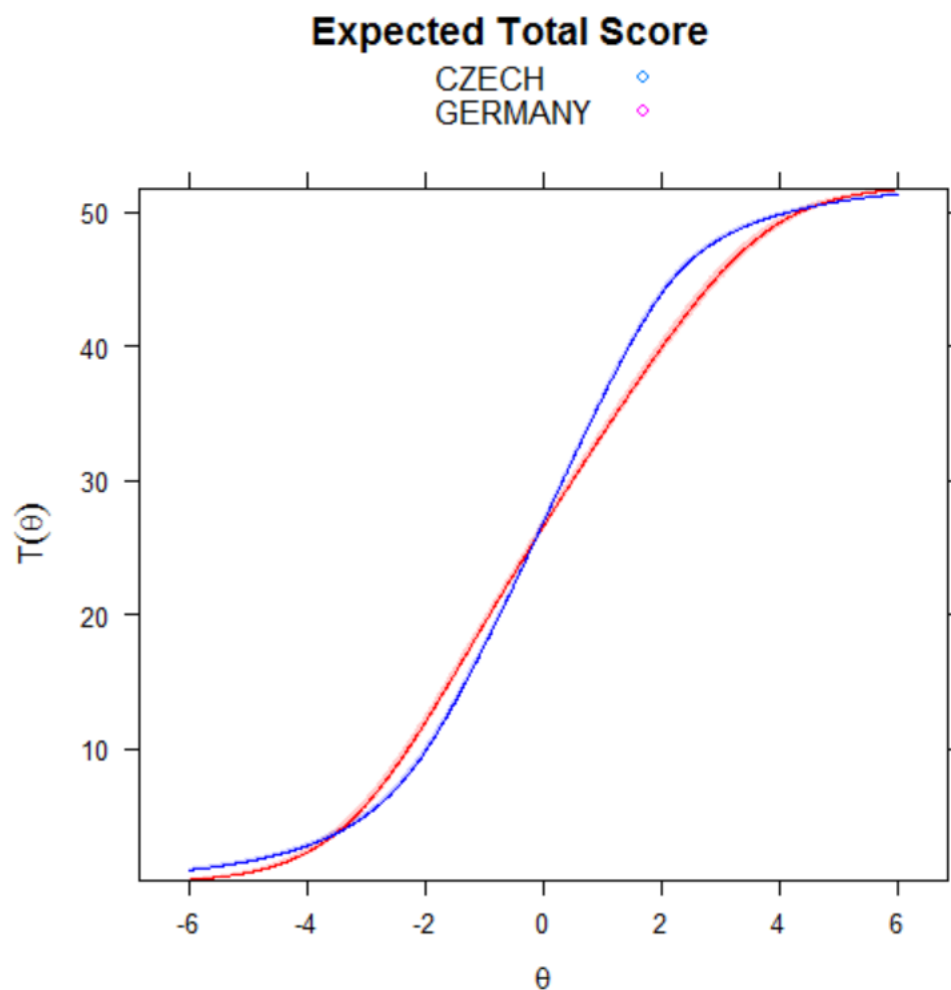
```

$observed
  sDTF.score sDTF(%) .score    uDTF.score uDTF(%) .score
    0.5635967   0.8670719     1.4118971   2.1721495

$CIs
  sDTF.score sDTF(%) .score    uDTF.score uDTF(%) .score
CI_97.5    0.8324112   1.2806327   1.590458   2.446858
CI_2.5     0.2739244   0.4214222   1.259218   1.937259

$tests
P(sDTF.score = 0)
  8.914325e-05

```



Samples: CZECH REPUBLIC – CHINA

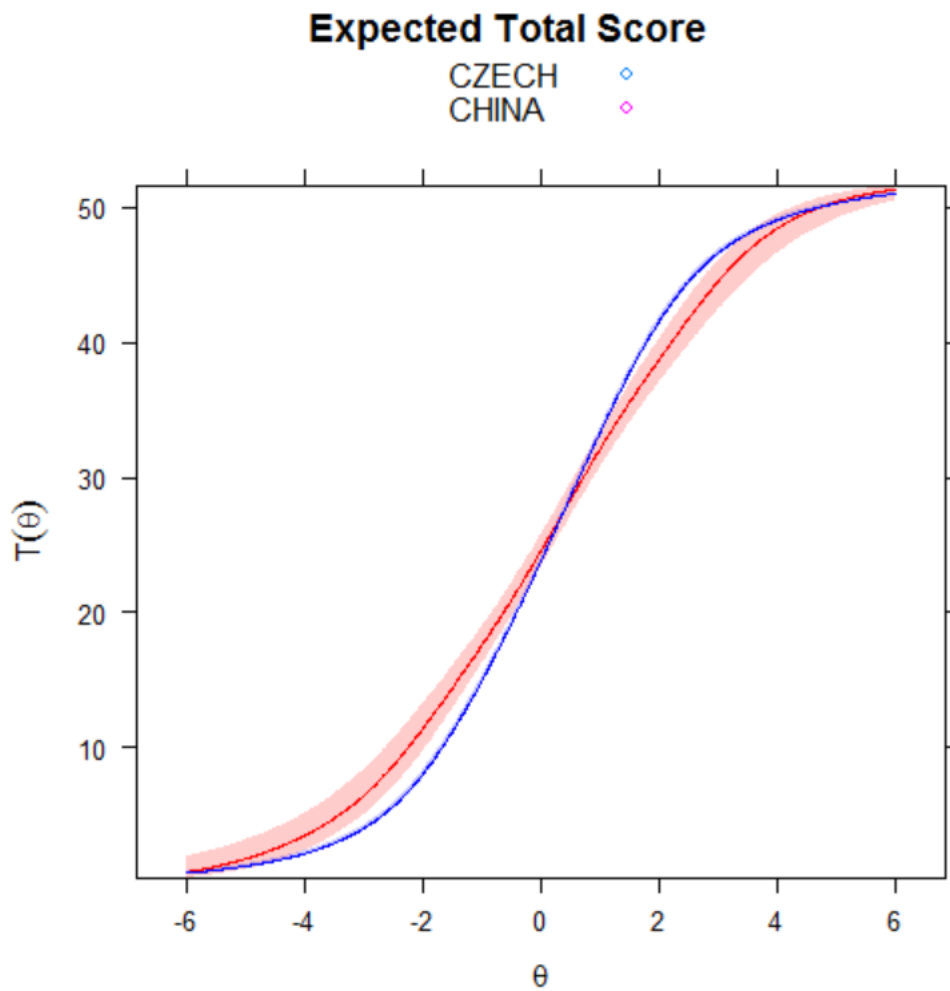
Self-uncompassionate responding

```

$observed
  sDTF.score sDTF(%).score    uDTF.score uDTF(%).score
    -0.3901117    -0.6001719     1.5001582     2.3079357

$CIs
      sDTF.score sDTF(%).score    uDTF.score uDTF(%).score
CI_97.5  0.3178639    0.4890214     2.5952596     3.992707
CI_2.5   -1.1005399   -1.6931383     0.8623817     1.326741

$tests
P(sDTF.score = 0)
      0.2786859
    
```



Samples: CZECH REPUBLIC – CHINA

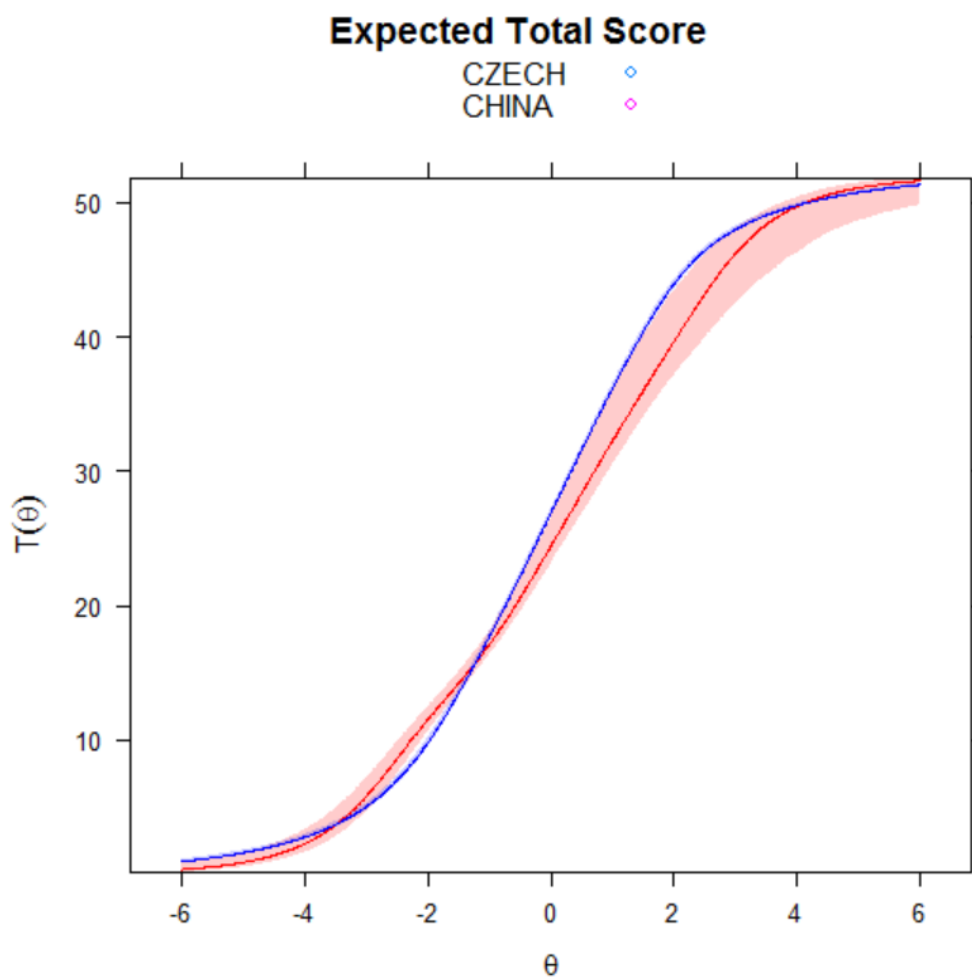
Self-compassionate responding

```

$observed
  sDTF.score sDTF(%) .score    uDTF.score uDTF(%) .score
      0.9661      1.4863      1.4624      2.2499

$CIs
  sDTF.score sDTF(%) .score    uDTF.score uDTF(%) .score
CI_97.5      2.0872      3.2111      2.714      4.176
CI_2.5        0.1685      0.2593      0.719      1.106

$tests
P(sDTF.score = 0)
      0.05212
    
```



Samples: CZECH REPUBLIC – ITALY

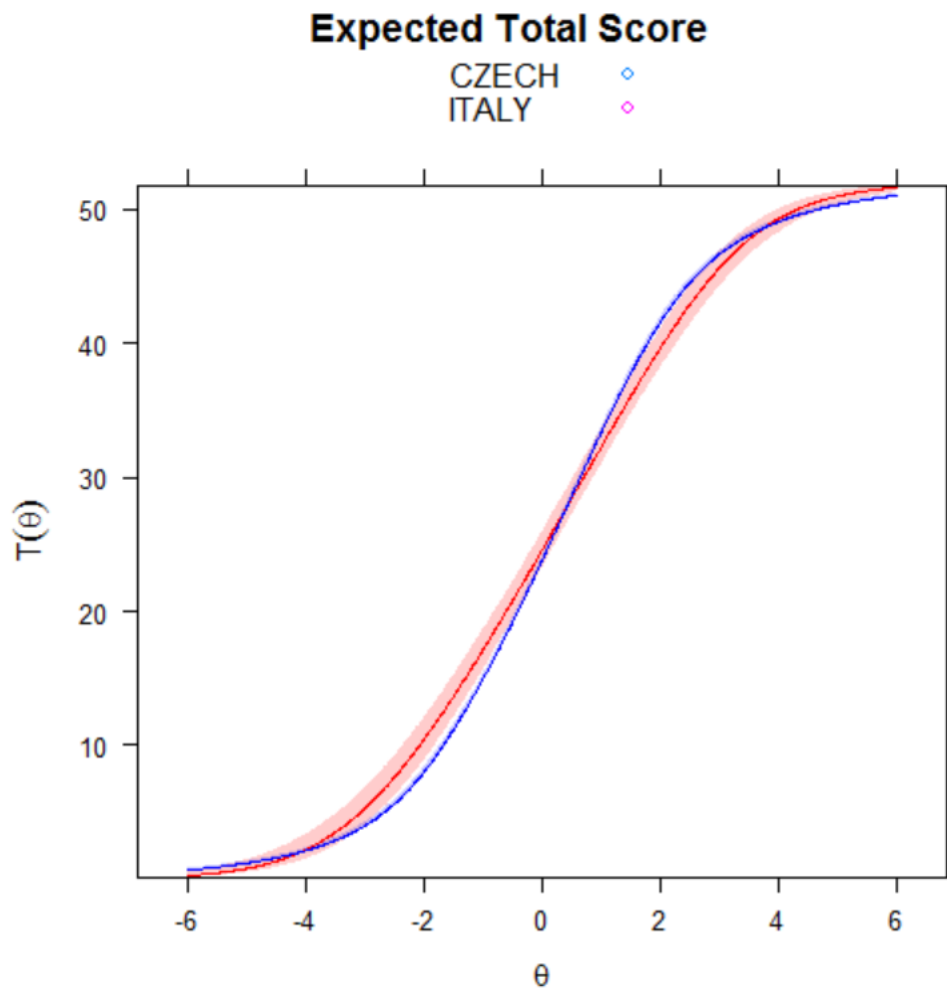
Self-uncompassionate responding

```

$observed
  sDIF.score sDIF(%).score    uDIF.score uDIF(%).score
-0.2743496  -0.4220763    1.0377820  1.5965877

$CIs
  sDIF.score sDIF(%).score    uDIF.score uDIF(%).score
CI_97.5     0.4124877     0.6345964    1.676206  2.578779
CI_2.5      -0.9988746    -1.5367301    0.750135  1.154054

$tests
P(sDIF.score = 0)
0.4323658
    
```



Samples: CZECH REPUBLIC – ITALY

Self-compassionate responding

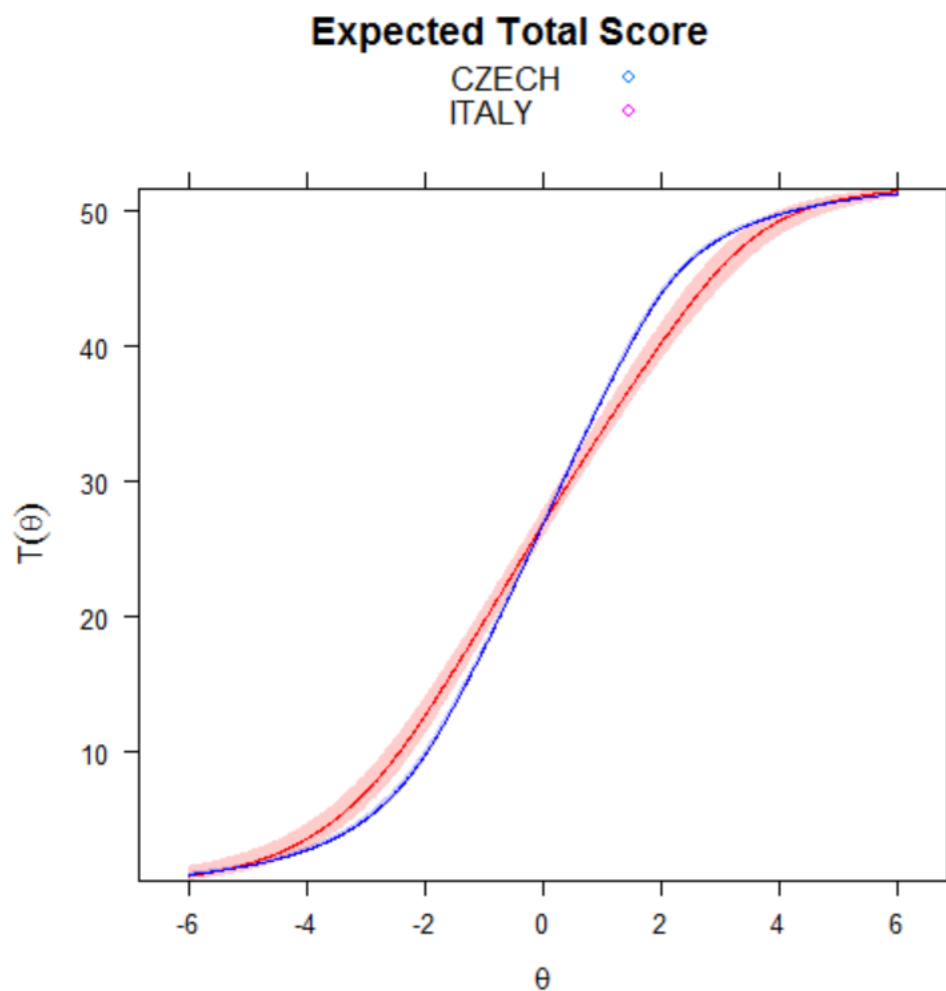
```

$observed
  sDTF.score sDTF(%) .score    uDTF.score uDTF(%) .score
    0.02984793  0.04591990    1.43095028  2.20146197

$CIs
  sDTF.score sDTF(%) .score    uDTF.score uDTF(%) .score
CI_97.5    0.6997712  1.0765710  2.2337358  3.436517
CI_2.5     -0.6377152 -0.9811003  0.9497475  1.461150

$tests
P(sDTF.score = 0)
    0.9310386

```



Samples: CZECH REPUBLIC – KOREA

Self-uncompassionate responding

```

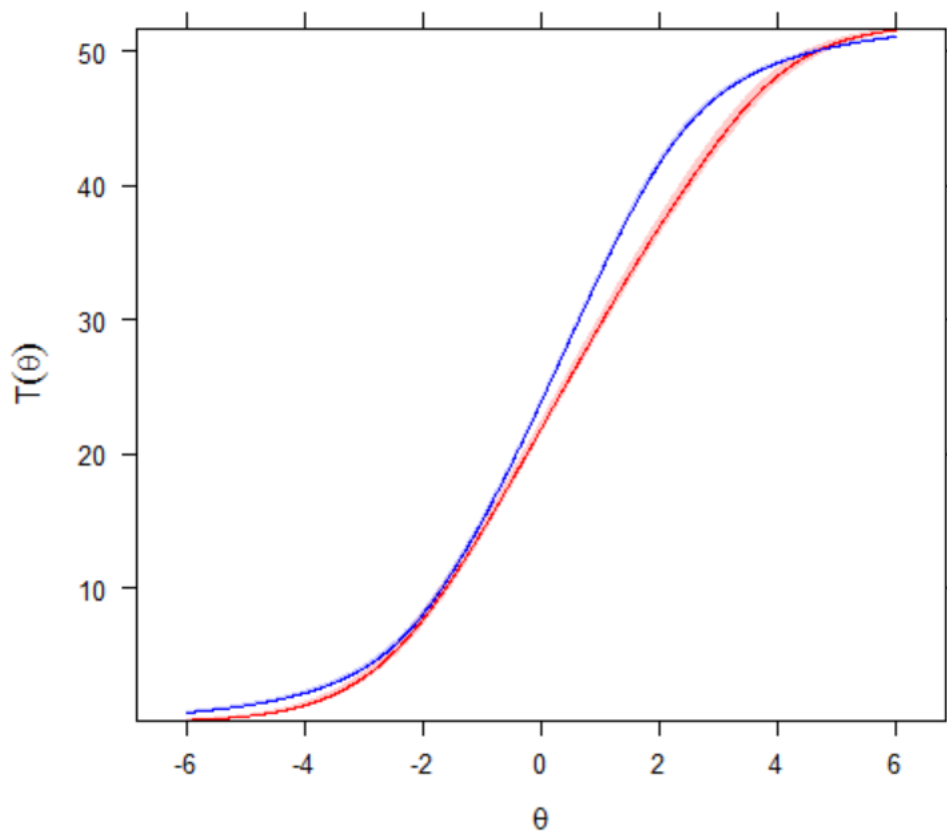
$observed
  sDIF.score sDIF(%).score   uDIF.score uDIF(%).score
    1.505028   2.315428     1.584868   2.438258

$CIs
  sDIF.score sDIF(%).score   uDIF.score uDIF(%).score
CI_97.5    1.863571   2.867032   1.912948   2.942998
CI_2.5     1.178642   1.813295   1.289800   1.984307

$tests
P(sDIF.score = 0)
  9.36964e-17
    
```

Expected Total Score

CZECH ◇
 KOREA ◇



Samples: CZECH REPUBLIC – KOREA

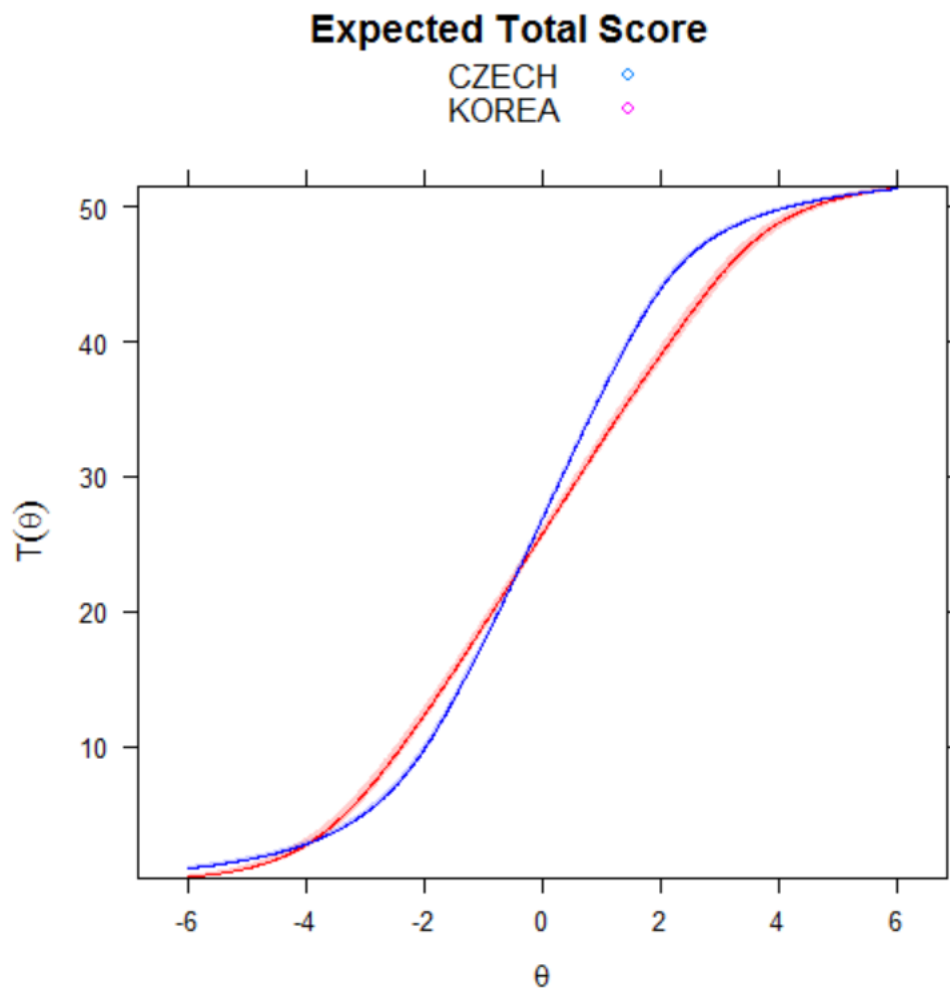
Self-compassionate responding

```

$observed
  sDTF.score sDTF(%) .score      uDTF.score uDTF(%) .score
    0.7871574   1.2110114      1.6767471   2.5796109

$CIs
      sDTF.score sDTF(%) .score      uDTF.score uDTF(%) .score
CI_97.5  1.1083852   1.7052081   1.996572   3.071649
CI_2.5    0.4659575   0.7168577   1.435447   2.208379

$tests
P(sDTF.score = 0)
  3.261361e-06
    
```



Samples: CZECH REPUBLIC – PORTUGAL

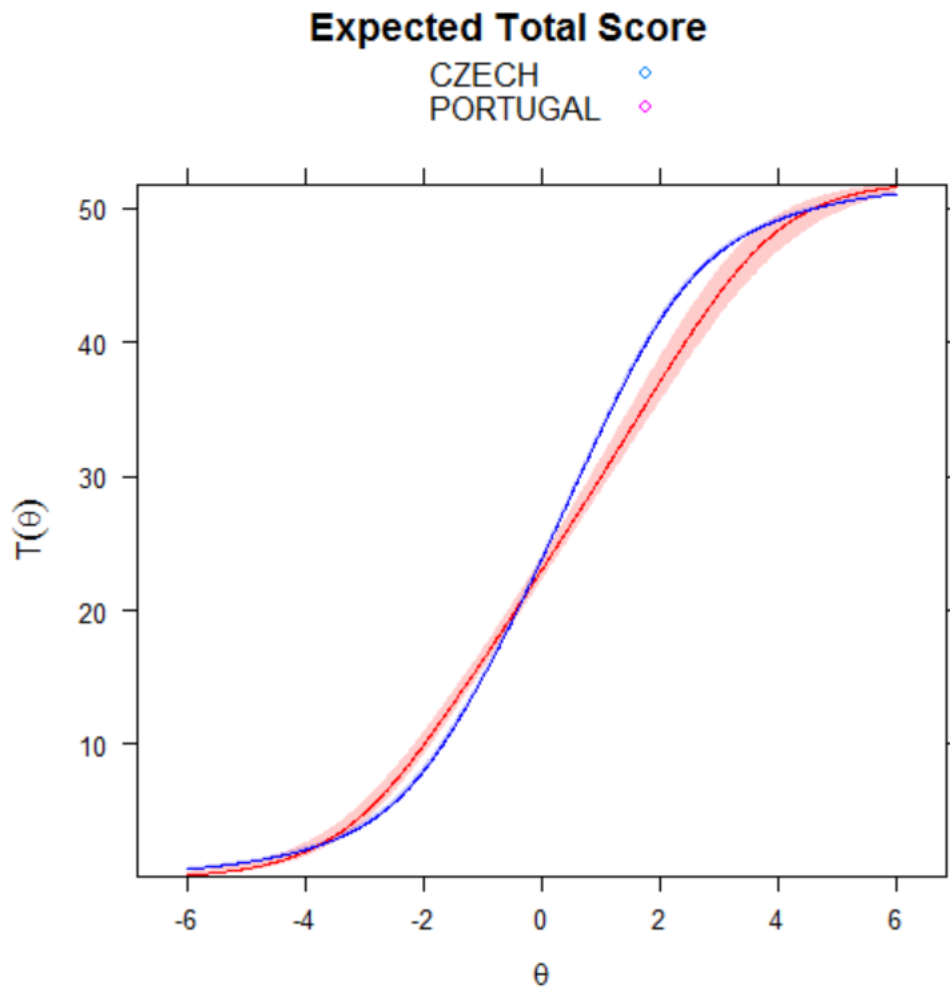
Self-uncompassionate responding

```

$observed
  sDTF.score sDTF(%).score    uDTF.score uDTF(%).score
    0.7219567    1.1107026    1.4937019    2.2980030

$CIs
  sDTF.score sDTF(%).score    uDTF.score uDTF(%).score
CI_97.5 1.39554472    2.1469919    2.052247    3.157303
CI_2.5  0.07419852    0.1141516    1.085527    1.670041

$tests
P(sDTF.score = 0)
    0.03136858
    
```



Samples: CZECH REPUBLIC – PORTUGAL

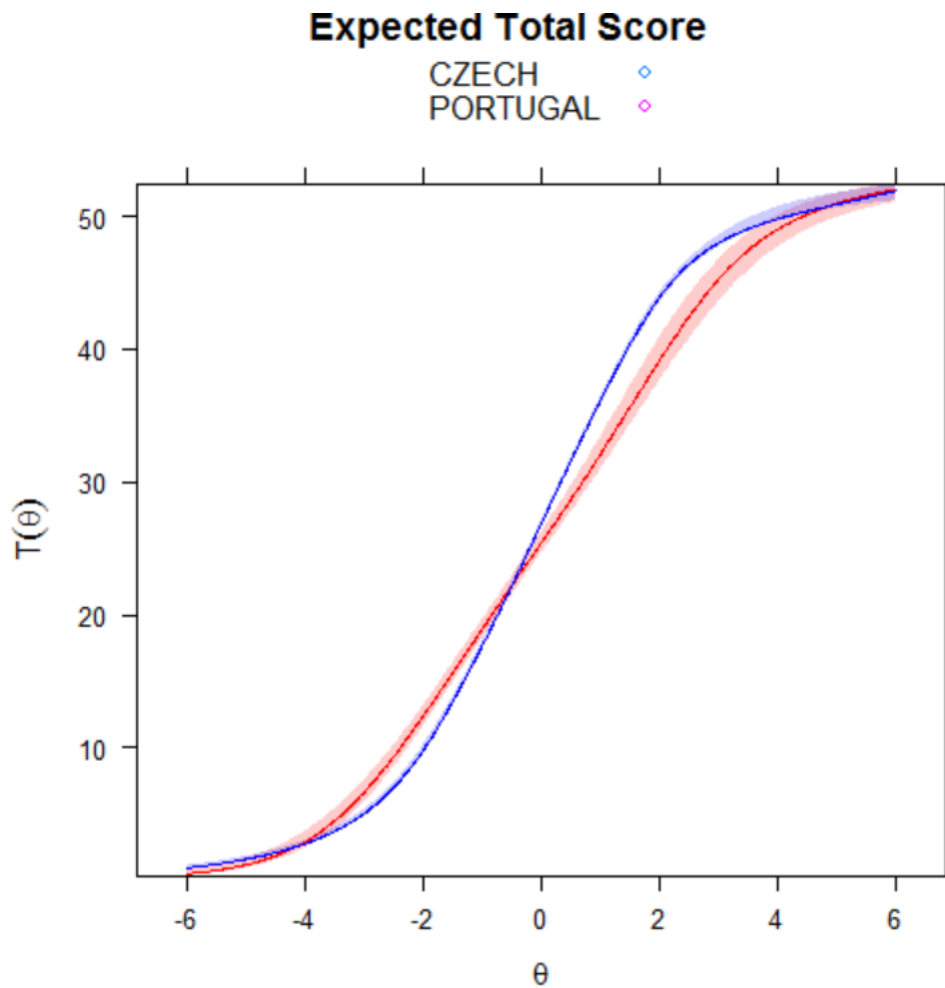
Self-compassionate responding

```

$observed
  sDTF.score sDTF(%).score    uDTF.score uDTF(%).score
    0.7216526    1.0934130    1.6612980    2.5171181

$CIs
  sDTF.score sDTF(%).score    uDTF.score uDTF(%).score
CI_97.5 1.33893044    2.02868248    2.309960    3.499939
CI_2.5  0.05400918    0.08183208    1.246947    1.889313

$tests
P(sDTF.score = 0)
  0.03116647
    
```



Samples: CZECH REPUBLIC – SLOVAKIA

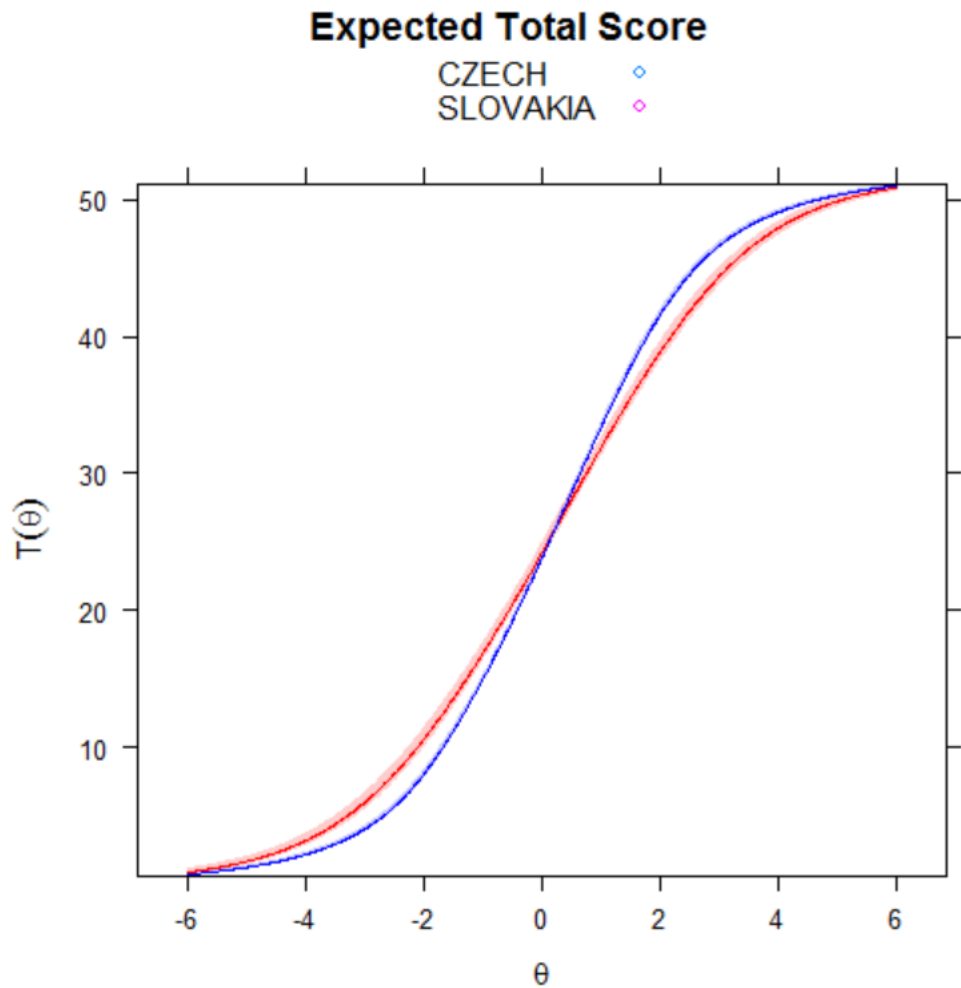
Self-uncompassionate responding

```

$observed
  sDTF.score sDTF(%) .score    uDTF.score uDTF(%) .score
-0.01966223 -0.03024958    1.37107599  2.10934768

$CIs
  sDTF.score sDTF(%) .score    uDTF.score uDTF(%) .score
CI_97.5     0.3476956   0.5349164   1.817058   2.795474
CI_2.5     -0.3727455  -0.5734546   1.033118   1.589412

$tests
P(sDTF.score = 0)
  0.9176191
    
```



Samples: CZECH REPUBLIC – SLOVAKIA

Self-compassionate responding

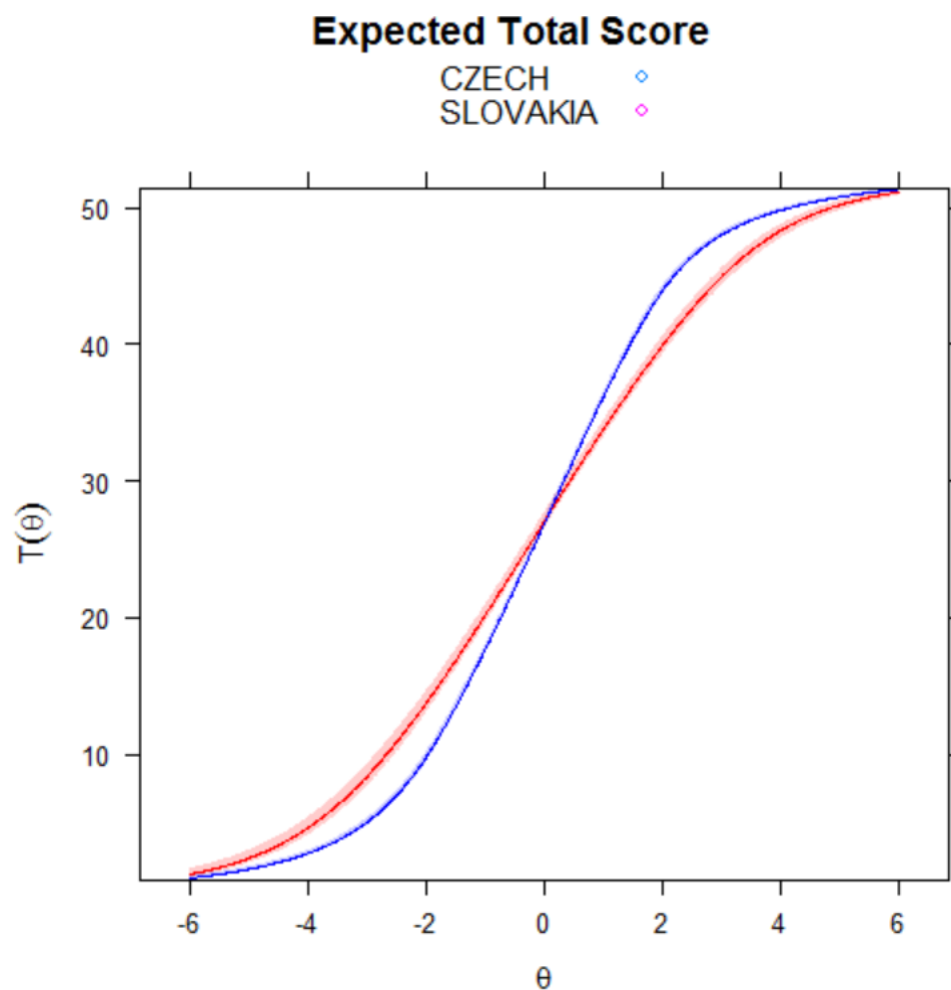
```

$observed
  sDTF.score sDTF(%) .score      uDTF.score uDTF(%) .score
    -0.1022976   -0.1573810      2.0571552   3.1648541

$CIs
      sDTF.score sDTF(%) .score      uDTF.score uDTF(%) .score
CI_97.5  0.2921987   0.4495365      2.536027   3.901581
CI_2.5   -0.5320553  -0.8185467      1.663175   2.558731

$tests
P(sDTF.score = 0)
      0.619354

```



Samples: CZECH REPUBLIC – TURKEY

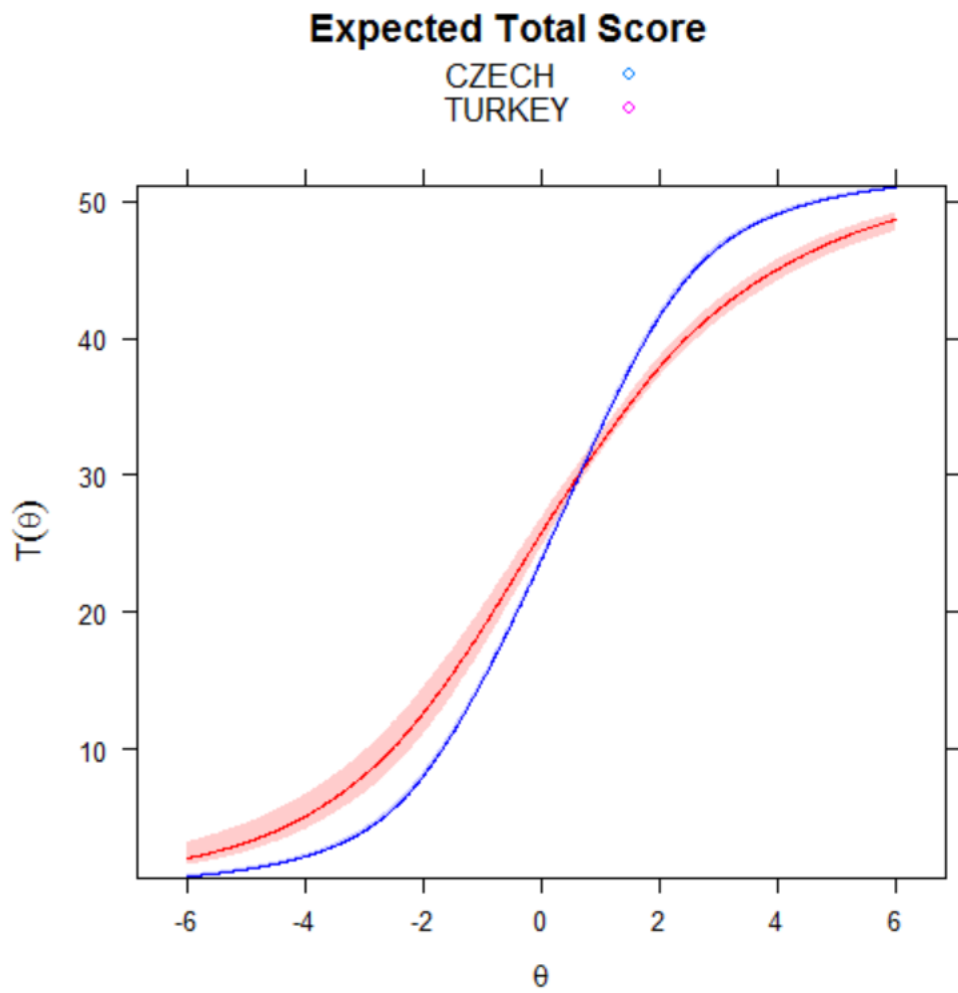
Self-uncompassionate responding

```

$observed
  sDTF.score sDTF(%) .score    uDTF.score uDTF(%) .score
    -0.2031011   -0.3124633     3.1378585    4.8274746

$CIs
  sDTF.score sDTF(%) .score    uDTF.score uDTF(%) .score
CI_97.5    0.4375316   0.6731256     4.028243    6.197297
CI_2.5     -0.9108330  -1.4012815     2.345746    3.608840

$tests
P(sDTF.score = 0)
    0.5411794
    
```



Samples: CZECH REPUBLIC – TURKEY

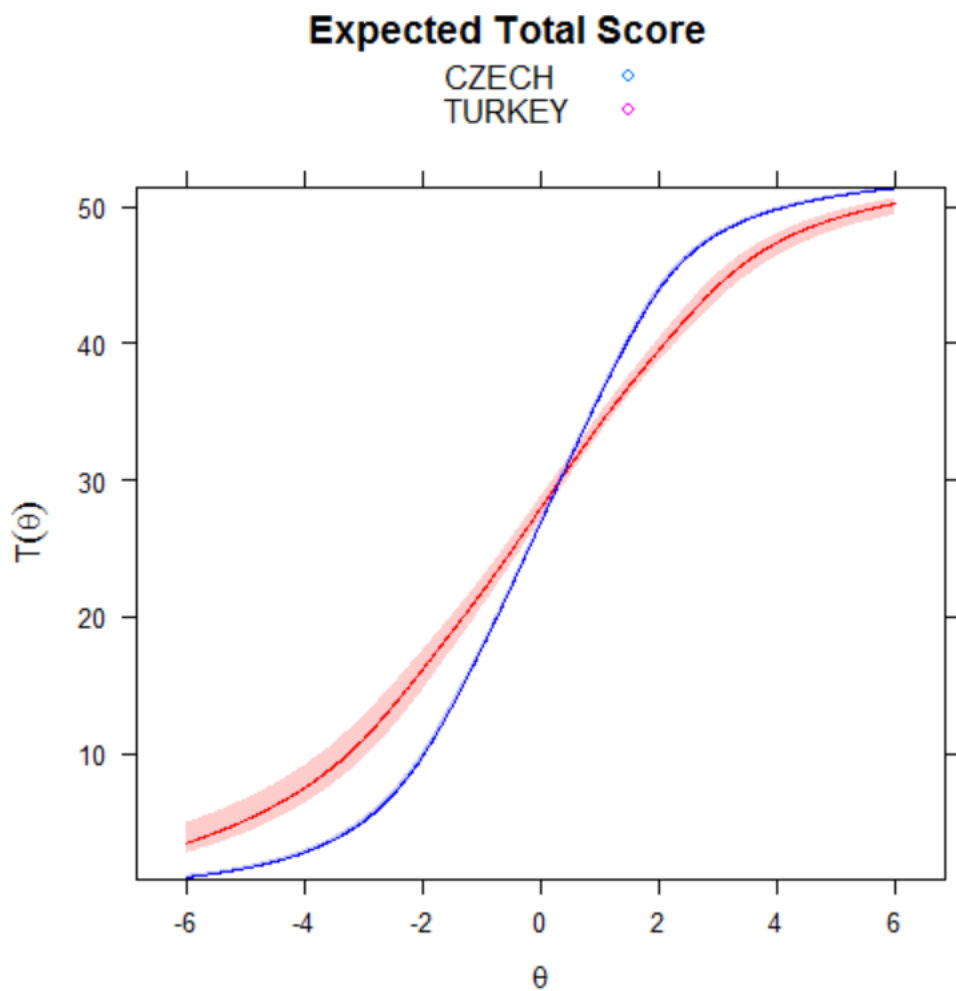
Self-compassionate responding

```

$observed
  sDTF.score sDTF(%) .score      uDTF.score uDTF(%) .score
    -1.022843   -1.573604      3.482092    5.357064

$CIs
  sDTF.score sDTF(%) .score      uDTF.score uDTF(%) .score
CI_97.5 -0.4418575   -0.6797808    4.450605    6.847085
CI_2.5  -1.6635035   -2.5592362    2.748170    4.227954

$tests
P(sDTF.score = 0)
  0.001408323
    
```



Samples: CZECH REPUBLIC – USA

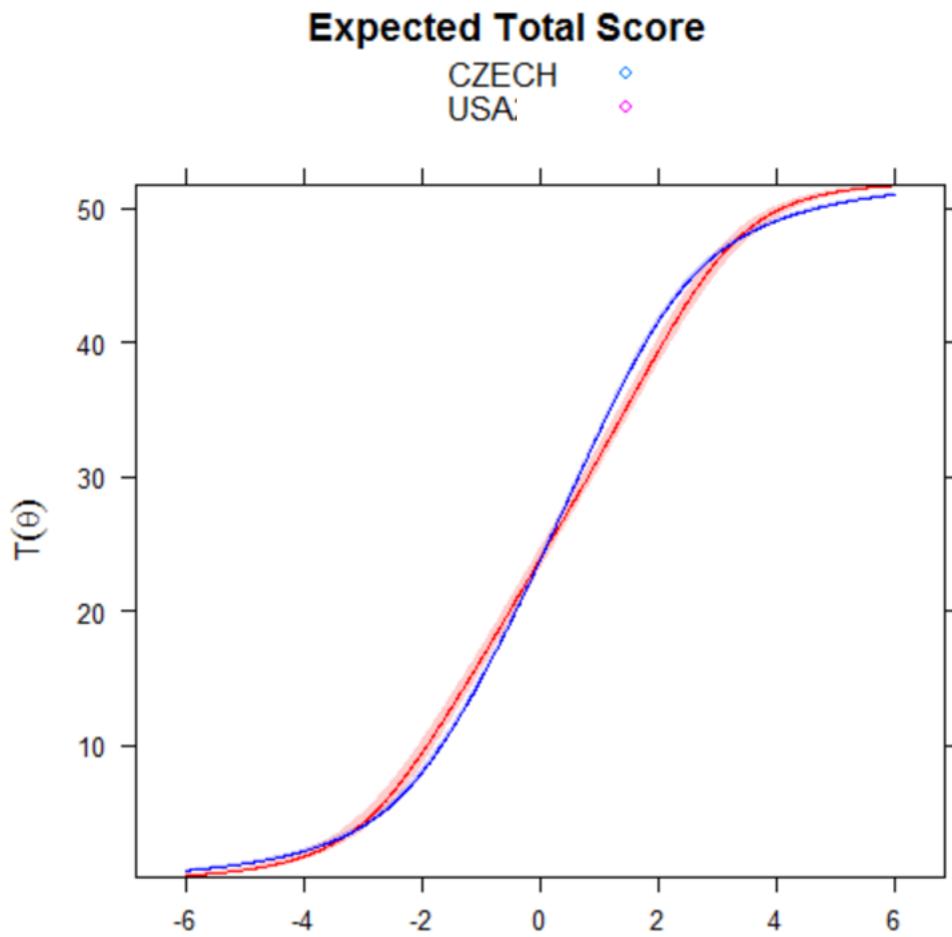
Self-uncompassionate responding

```

$observed
  sDTF.score sDTF(%).score    uDTF.score uDTF(%).score
  0.01843005  0.02835392    0.92021008  1.41570782

$CIs
      sDTF.score sDTF(%).score uDTF.score uDTF(%).score
CI_97.5  0.4919722   0.7568802  1.1478960  1.765994
CI_2.5   -0.4490218  -0.6908027  0.7883327  1.212820

$tests
P(sDTF.score = 0)
  0.9393893
    
```



Samples: CZECH REPUBLIC – USA

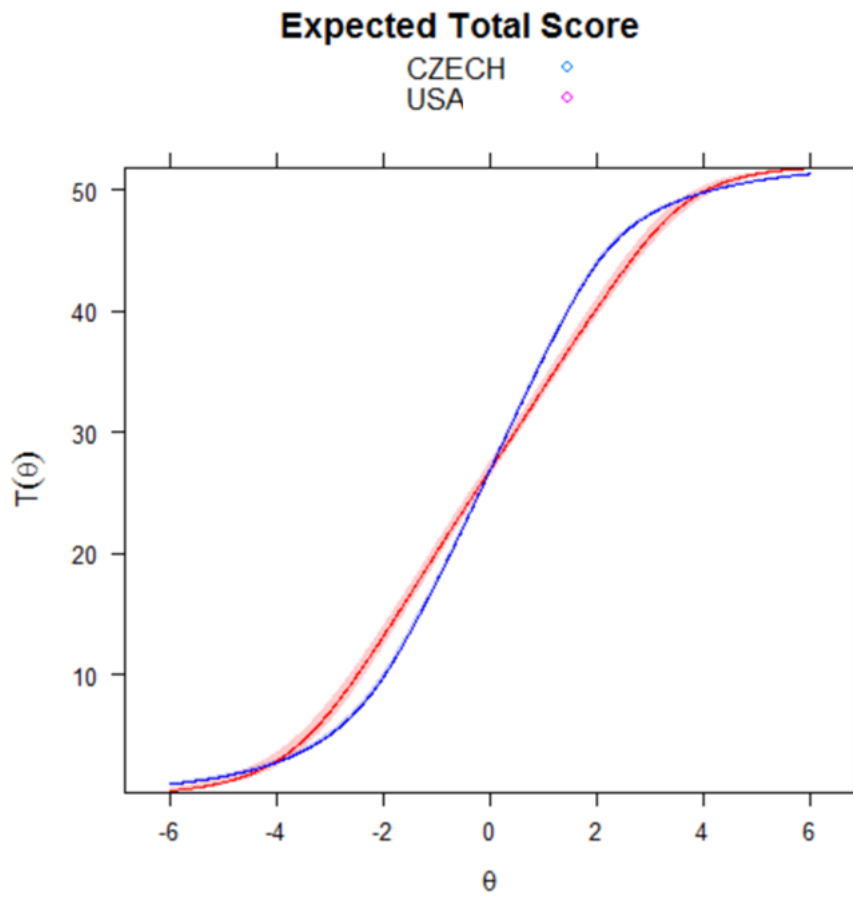
Self-compassionate responding

```

$observed
  sDTF.score sDTF(%) .score    uDTF.score uDTF(%) .score
-0.003799330 -0.005845122    1.514551346    2.330078994

$CIs
  sDTF.score sDTF(%) .score    uDTF.score uDTF(%) .score
CI_97.5    0.4144906    0.6376778    1.812953    2.789158
CI_2.5     -0.4615423    -0.7100651    1.294696    1.991841

$tests
P(sDTF.score = 0)
  0.9864583
    
```



Samples: TURKEY – USA

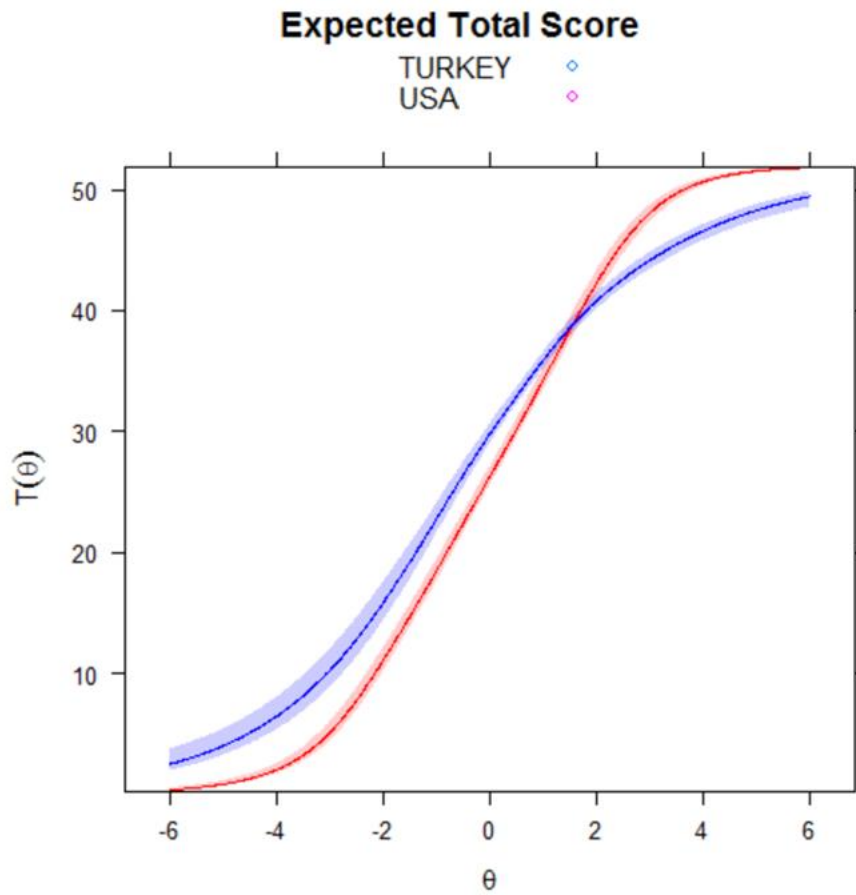
Self-uncompassionate responding

```

$observed
  sDTF.score sDTF(%) .score    uDTF.score uDTF(%) .score
    1.170726   1.801117   3.478763   5.351943

$CIs
  sDTF.score sDTF(%) .score    uDTF.score uDTF(%) .score
CI_97.5    1.8715335   2.8792823   4.455967   6.855333
CI_2.5     0.4490908   0.6909089   2.678887   4.121364

$tests
P(sDTF.score = 0)
  0.001608144
    
```



Samples: TURKEY – USA

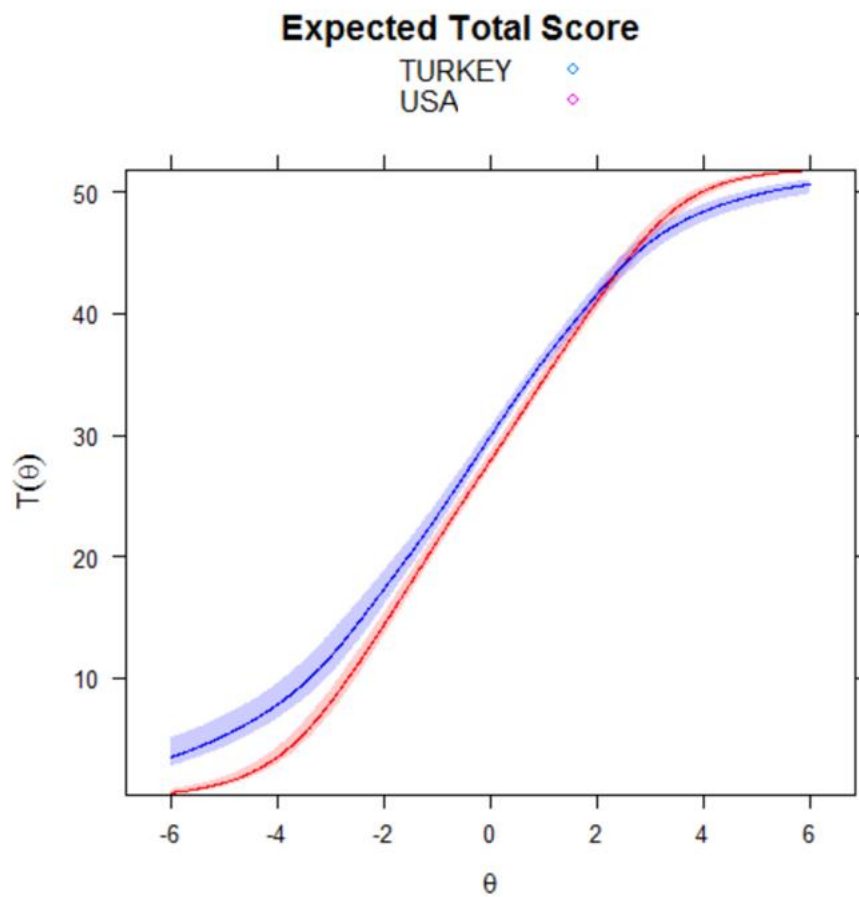
Self-compassionate responding

```

$observed
  sDTF.score sDTF(%) .score    uDTF.score uDTF(%) .score
    1.498929   2.306044      2.266917   3.487564

$CIs
  sDTF.score sDTF(%) .score    uDTF.score uDTF(%) .score
CI_97.5    2.2313415   3.432833   3.217805   4.950469
CI_2.5     0.8071143   1.241714   1.534019   2.360030

$tests
P(sDTF.score = 0)
  3.827413e-05
    
```



Samples: GERMANY – CHINA

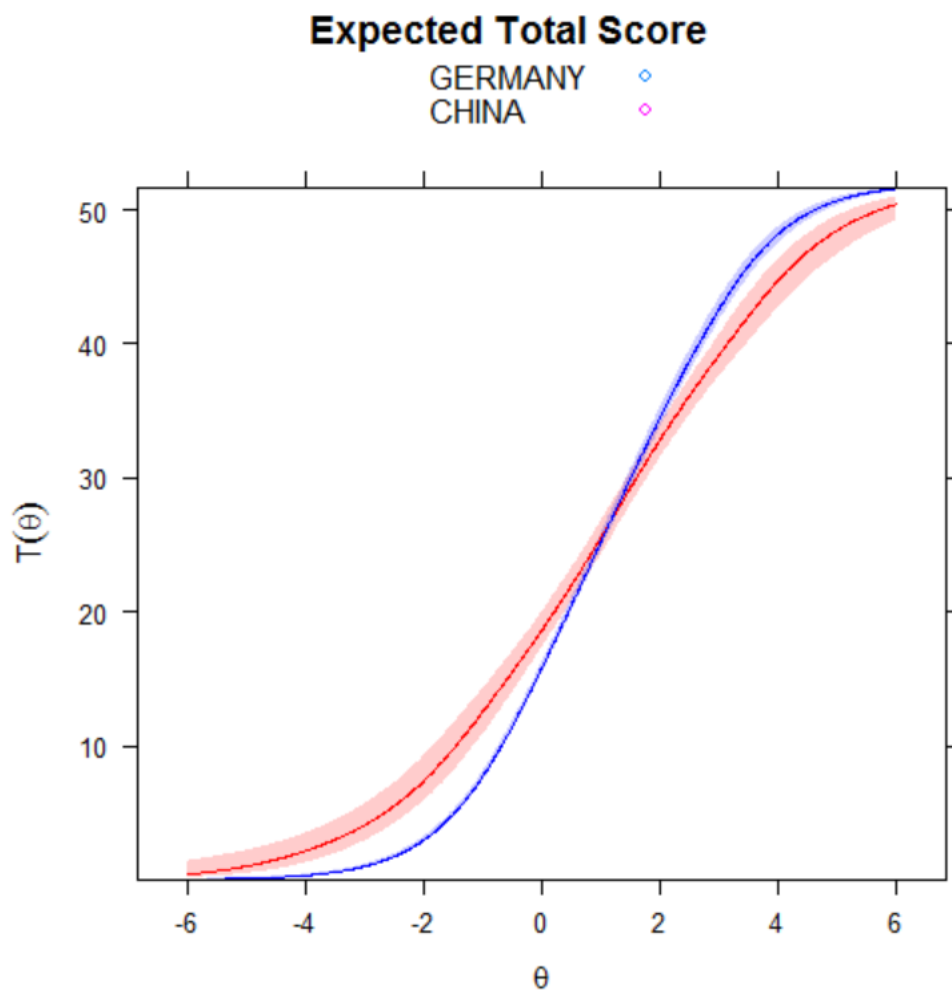
Self-uncompassionate responding

```

$observed
  sDIF.score sDIF(%).score    uDIF.score uDIF(%).score
-0.5873228  -0.9035736      2.4922678   3.8342582

$CIs
  sDIF.score sDIF(%).score    uDIF.score uDIF(%).score
CI_97.5     0.1644796      0.2530456   3.656400   5.625231
CI_2.5      -1.3620547     -2.0954687   1.580067   2.430873

$tests
P(sDIF.score = 0)
0.1433363
    
```



Samples: GERMANY – CHINA

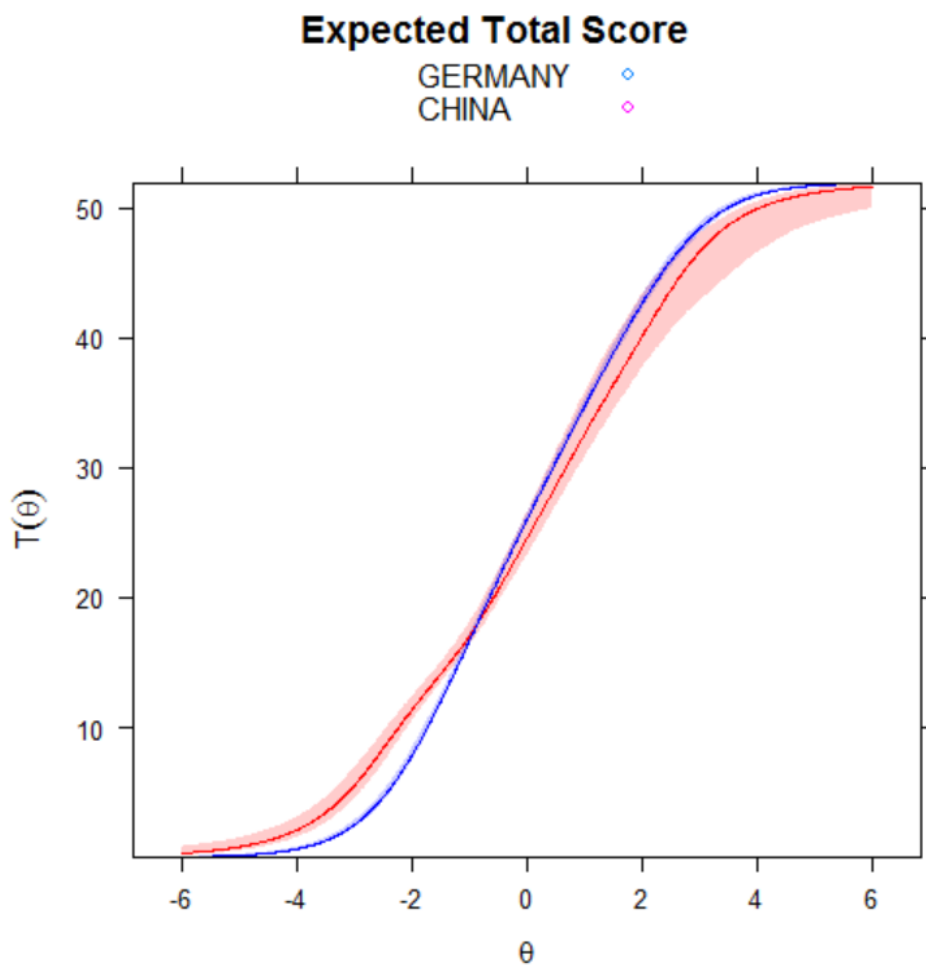
Self-compassionate responding

```

$observed
  sDTF.score sDTF(%) .score      uDTF.score uDTF(%) .score
      0.03719      0.05721      1.58935      2.44515

$CIs
  sDTF.score sDTF(%) .score      uDTF.score uDTF(%) .score
CI_97.5      1.1090      1.706      3.0689      4.721
CI_2.5       -0.7508     -1.155     0.9007      1.386

$tests
P(sDTF.score = 0)
      0.9384
    
```



Samples: GERMANY – ITALY

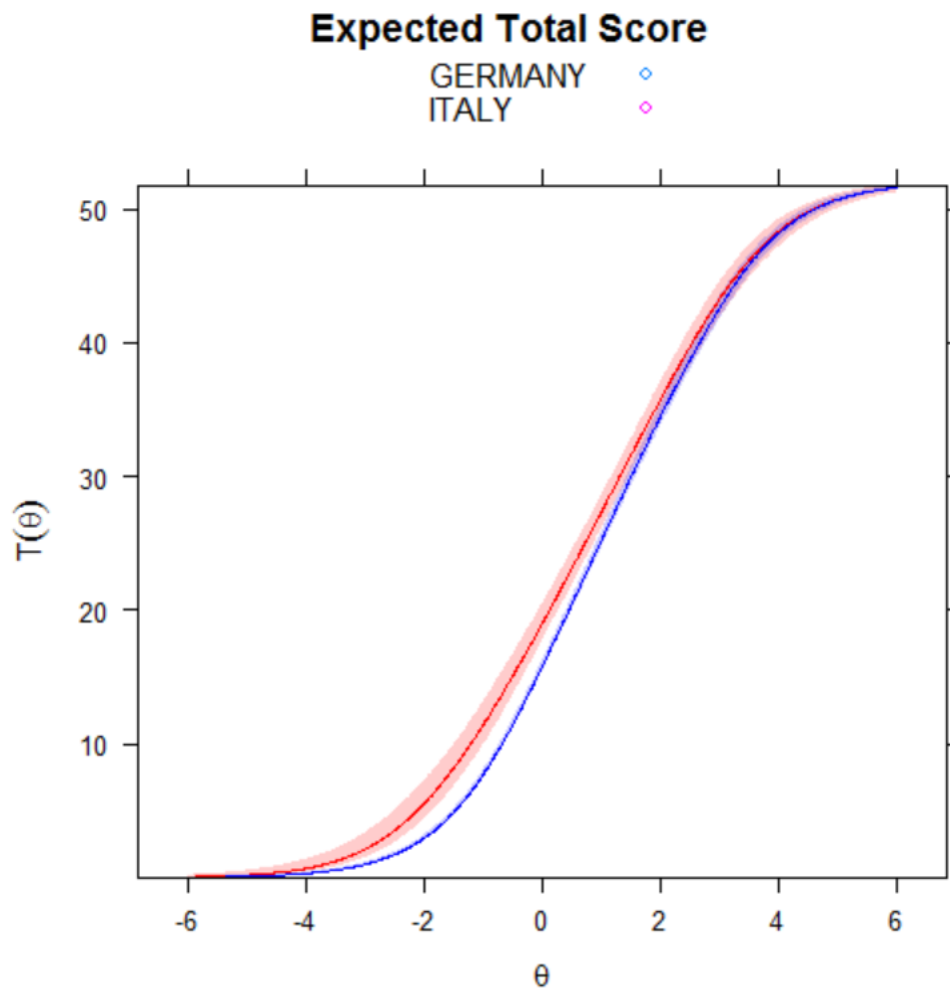
Self-uncompassionate responding

```

$observed
  sDTF.score sDTF(%).score    uDTF.score uDTF(%).score
    -1.284405   -1.976008     1.284405    1.976008

$CIs
      sDTF.score sDTF(%).score    uDTF.score uDTF(%).score
CI_97.5 -0.6294764   -0.9684252    2.1004645    3.231484
CI_2.5  -2.0484281   -3.1514279    0.8083773    1.243657

$tests
P(sDTF.score = 0)
  0.0003584526
    
```



Samples: GERMANY – ITALY

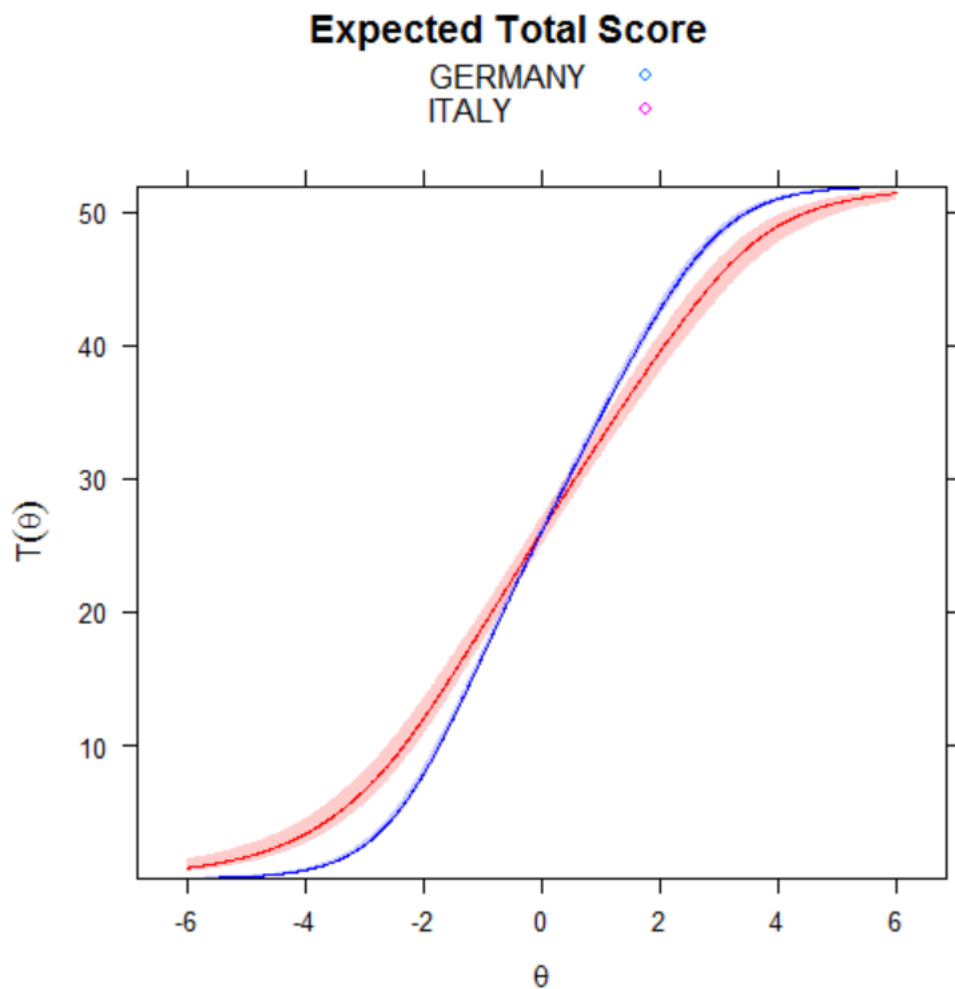
Self-compassionate responding

```

$observed
  sDTF.score sDTF(%).score    uDTF.score uDTF(%).score
-0.3090323  -0.4754343      2.2398886  3.4459825

$CIs
  sDTF.score sDTF(%).score    uDTF.score uDTF(%).score
CI_97.5    0.3710551      0.5708541  3.045898  4.685997
CI_2.5     -1.0449118     -1.6075565  1.623036  2.496979

$tests
P(sDTF.score = 0)
0.3915016
    
```



Samples: GERMANY – KOREA

Self-uncompassionate responding

```

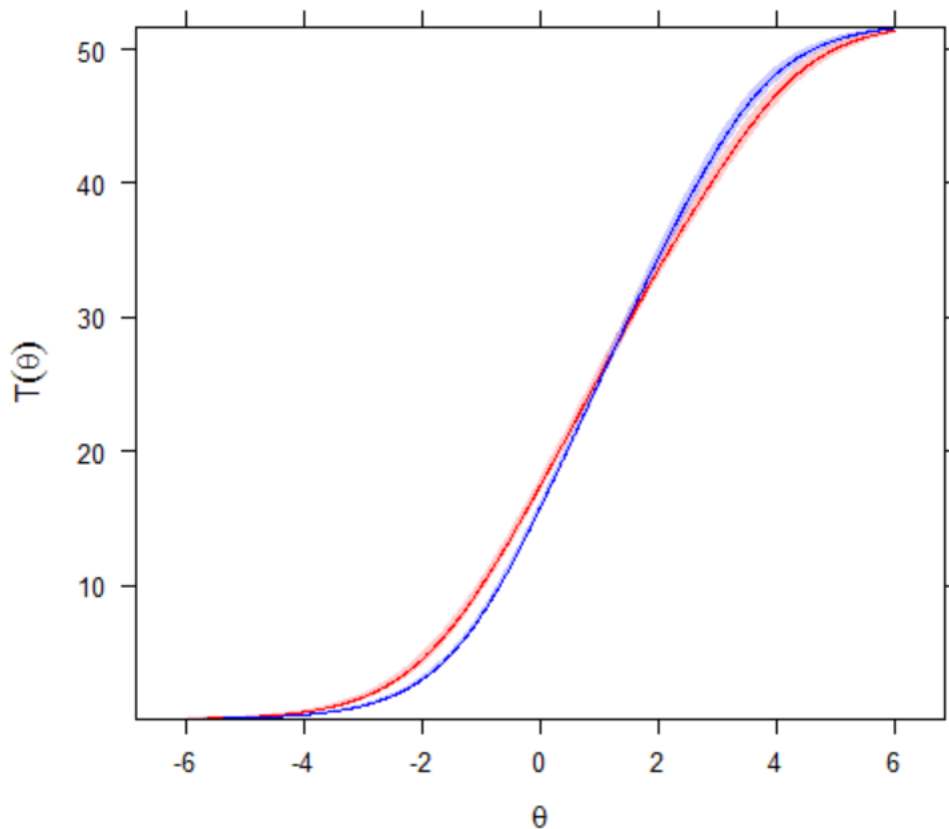
$observed
  sDTF.score sDTF(%) .score    uDTF.score uDTF(%) .score
    -0.1350203   -0.2077236     0.9655172    1.4854110

$CIs
      sDTF.score sDTF(%) .score    uDTF.score uDTF(%) .score
CI_97.5    0.312086   0.4801323   1.3415296    2.063892
CI_2.5    -0.546628  -0.8409661   0.6623621    1.019019

$tests
P(sDTF.score = 0)
      0.5320341
    
```

Expected Total Score

GERMANY ◊
 KOREA ◊



Samples: GERMANY – KOREA

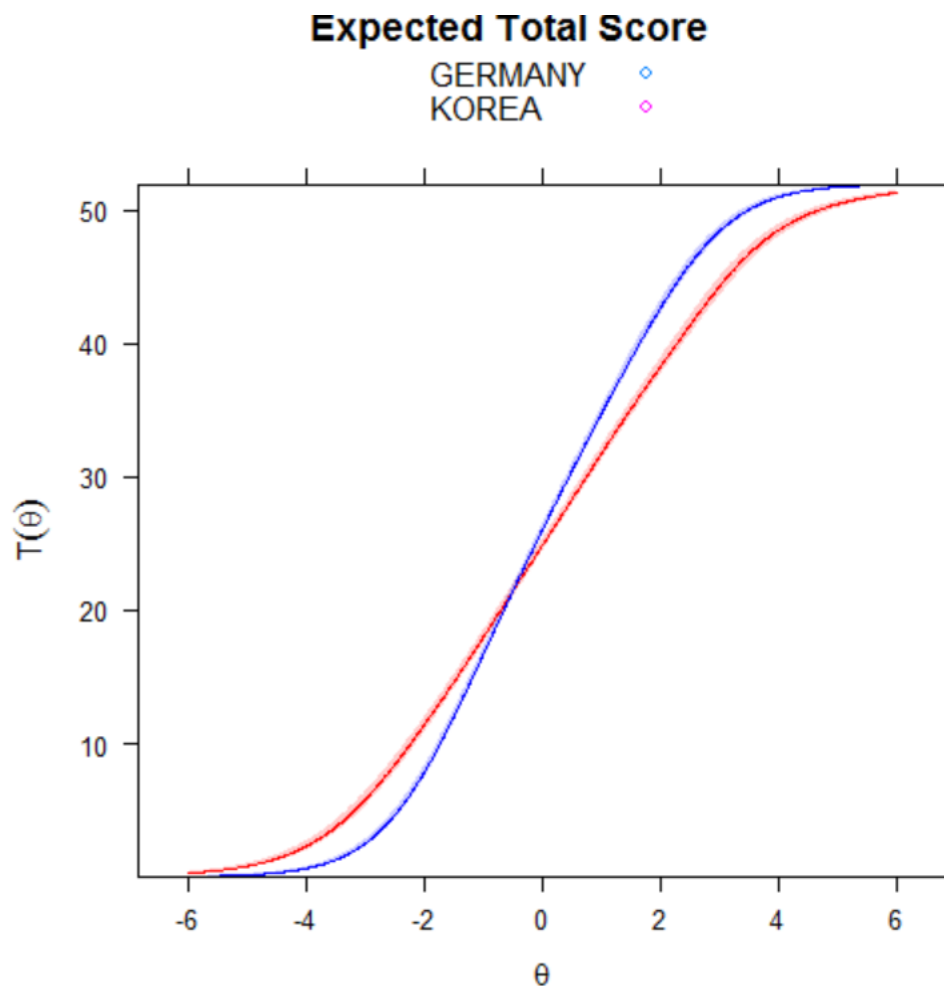
Self-compassionate responding

```

$observed
  sDTF.score sDTF(%) .score      uDTF.score uDTF(%) .score
    0.5138846   0.7905917   2.2622706   3.4804163

$CIs
  sDTF.score sDTF(%) .score      uDTF.score uDTF(%) .score
CI_97.5    0.8629360   1.3275939   2.624332   4.037434
CI_2.5     0.1610723   0.2478036   1.879706   2.891856

$tests
P(sDTF.score = 0)
    0.004898869
    
```



Samples: GERMANY – PORTUGAL

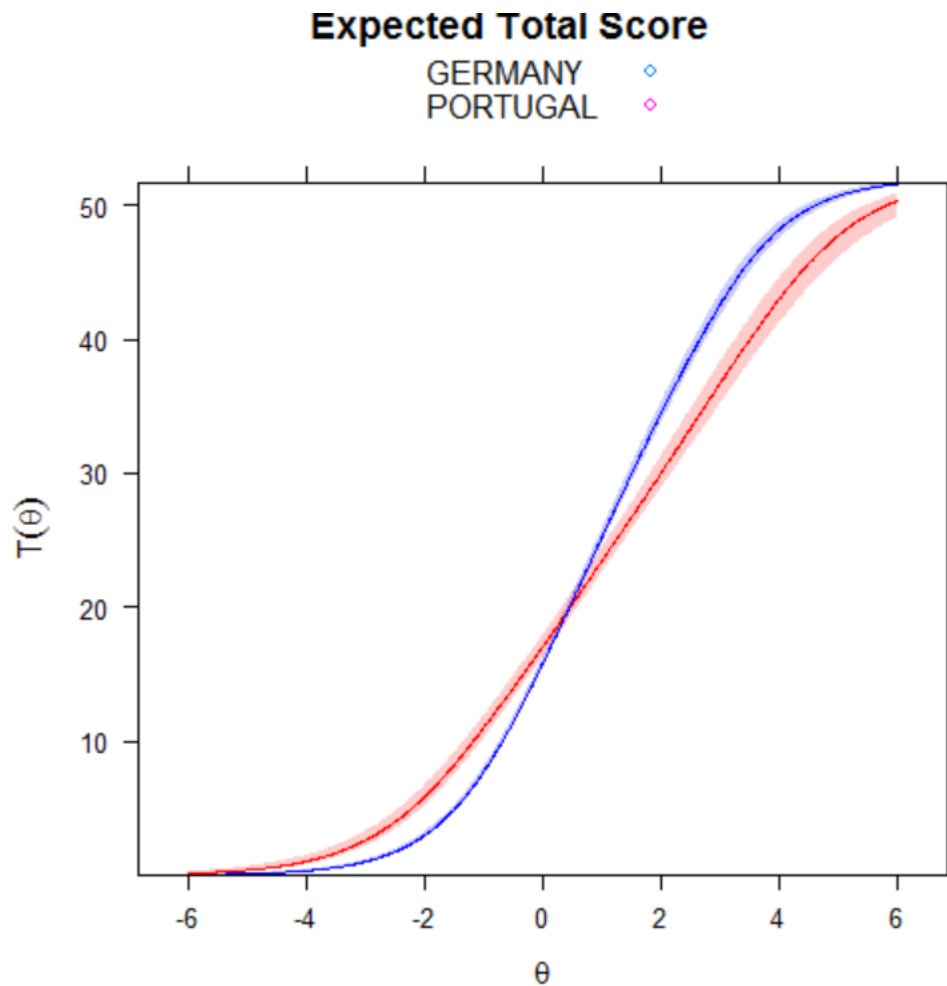
Self-uncompassionate responding

```

$observed
  sDTF.score sDTF(%).score    uDTF.score uDTF(%).score
    0.9109369    1.4014413    2.5629245    3.9429608

$CIs
  sDTF.score sDTF(%).score    uDTF.score uDTF(%).score
CI_97.5    1.5573337    2.3958980    3.292199    5.064921
CI_2.5     0.2367903    0.3642928    1.921313    2.955866

$tests
P(sDTF.score = 0)
    0.00777843
    
```



Samples: GERMANY – PORTUGAL

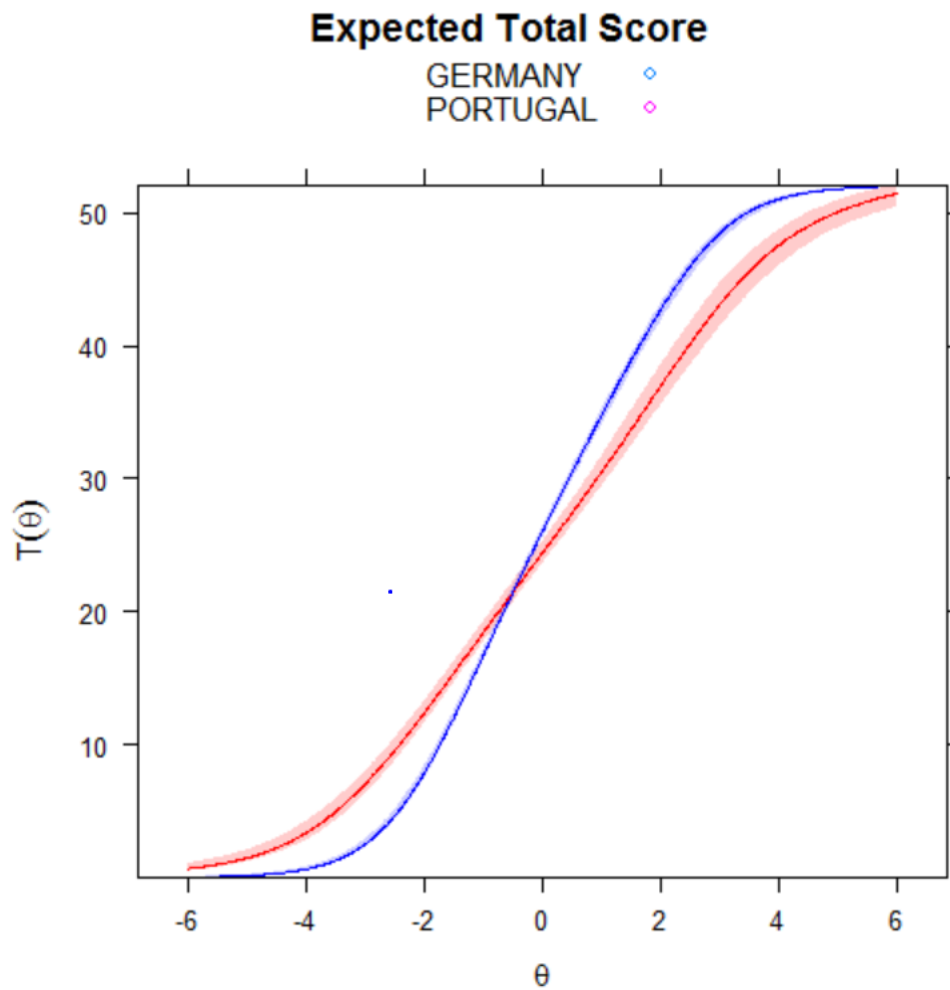
Self-compassionate responding

```

$observed
  sDTF.score sDTF(%) .score      uDTF.score uDTF(%) .score
    0.6159684   0.9332855      3.1231373   4.7320262

$CIs
      sDTF.score sDTF(%) .score      uDTF.score uDTF(%) .score
CI_97.5  1.2399057   1.8786449   3.910638   5.925210
CI_2.5   -0.1365228  -0.2068527   2.343898   3.551361

$tests
P(sDTF.score = 0)
      0.07567985
    
```



Samples: GERMANY – SLOVAKIA

Self-uncompassionate responding

```

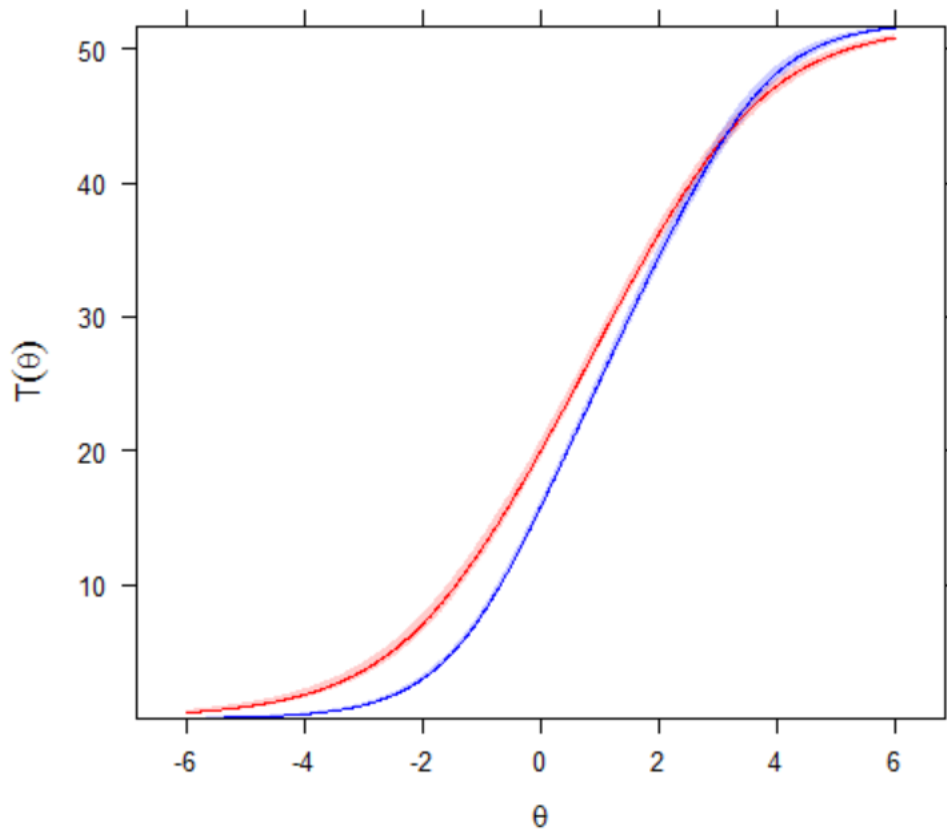
$observed
  sDTF.score sDTF(%) .score    uDTF.score uDTF(%) .score
    -1.731848   -2.664381     2.138147    3.289457

$CIs
  sDTF.score sDTF(%) .score    uDTF.score uDTF(%) .score
CI_97.5   -1.289457   -1.983779     2.491301    3.832770
CI_2.5    -2.158532   -3.320818     1.834549    2.822383

$tests
P(sDTF.score = 0)
  1.02529e-14
    
```

Expected Total Score

GERMANY ◊
 SLOVAKIA ◊



Samples: GERMANY – SLOVAKIA

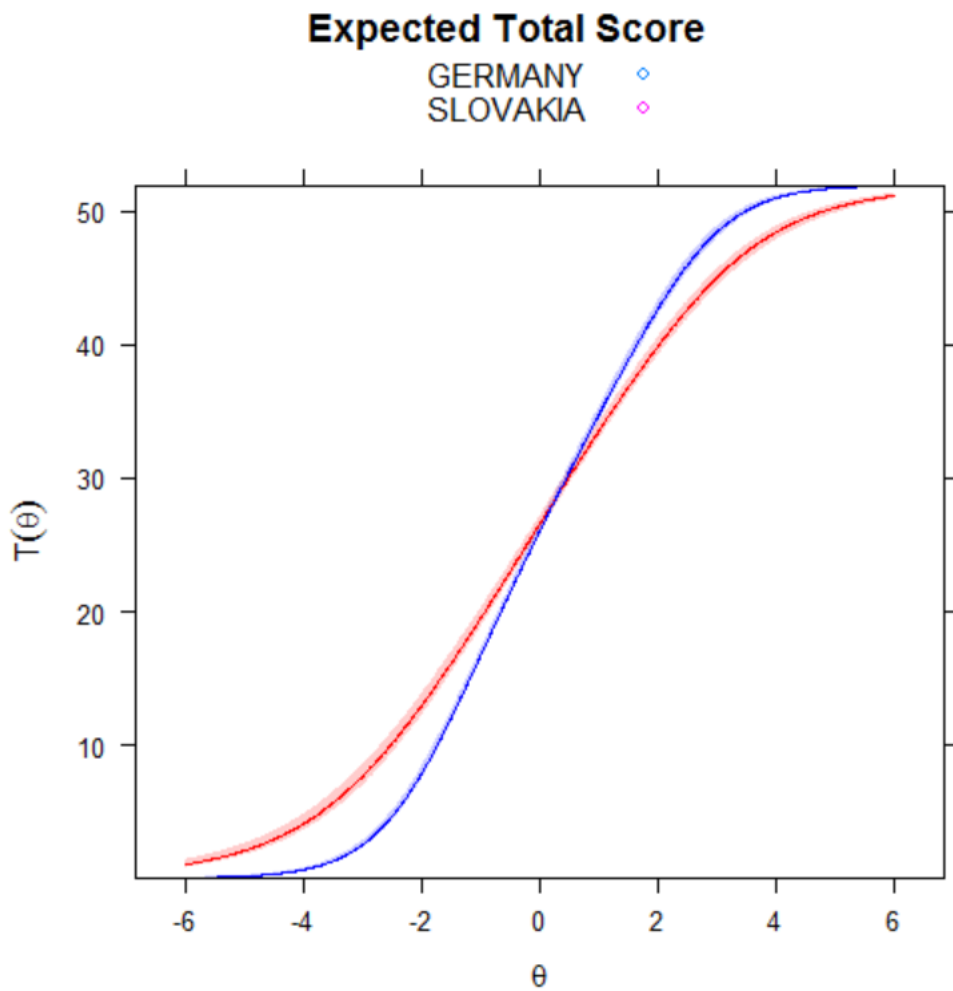
Self-compassionate responding

```

$observed
  sDTF.score sDTF(%).score    uDTF.score uDTF(%).score
    -0.6328897    -0.9736764     2.6081084     4.0124745

$CIs
      sDTF.score sDTF(%).score    uDTF.score uDTF(%).score
CI_97.5 -0.1947105    -0.2995547     3.102717     4.773411
CI_2.5  -1.0453959    -1.6083014     2.229906     3.430625

$tests
P(sDTF.score = 0)
    0.002651154
    
```



Samples: GERMANY – TURKEY

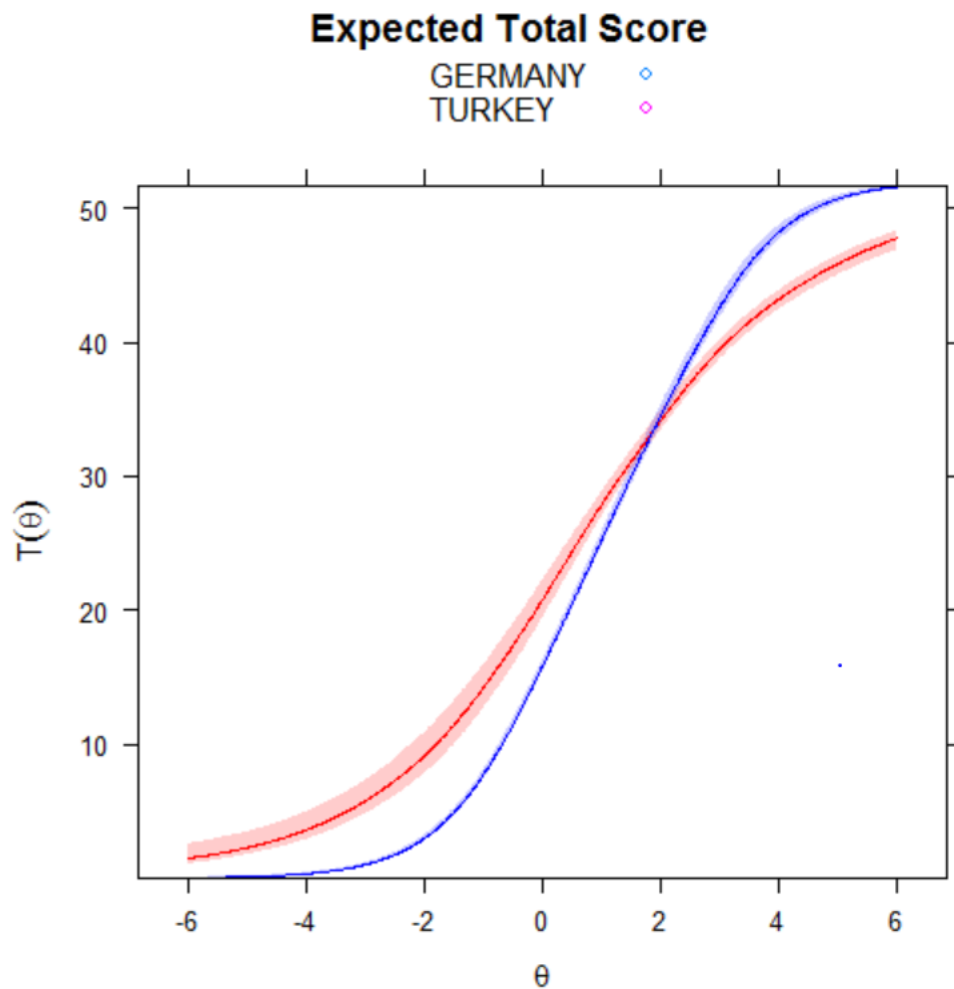
Self-uncompassionate responding

```

$observed
  sDTF.score sDTF(%).score    uDTF.score uDTF(%).score
    -1.324516   -2.037716     3.895972    5.993803

$CIs
  sDTF.score sDTF(%).score    uDTF.score uDTF(%).score
CI_97.5 -0.7256108   -1.116324    4.899191    7.537217
CI_2.5  -2.1157820   -3.255049    3.188977    4.906118

$tests
P(sDTF.score = 0)
  0.0002202186
    
```



Samples: GERMANY – TURKEY

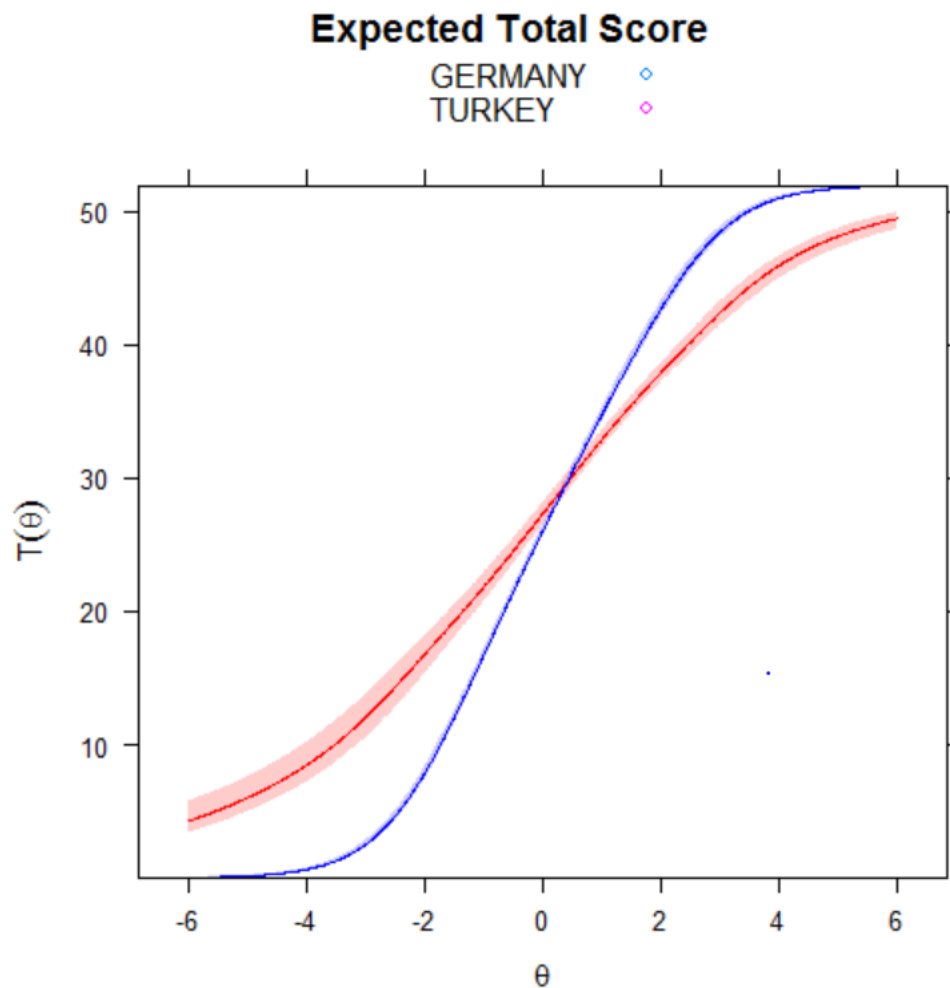
Self-compassionate responding

```

$observed
  sDTF.score sDTF(%).score    uDTF.score uDTF(%).score
    -1.511097   -2.324765     5.271063    8.109328

$CIs
  sDTF.score sDTF(%).score    uDTF.score uDTF(%).score
CI_97.5 -0.8434082   -1.297551    6.225296    9.577378
CI_2.5  -2.2223937   -3.419067    4.552971    7.004571

$tests
P(sDTF.score = 0)
  9.780516e-06
    
```



Samples: GERMANY – USA

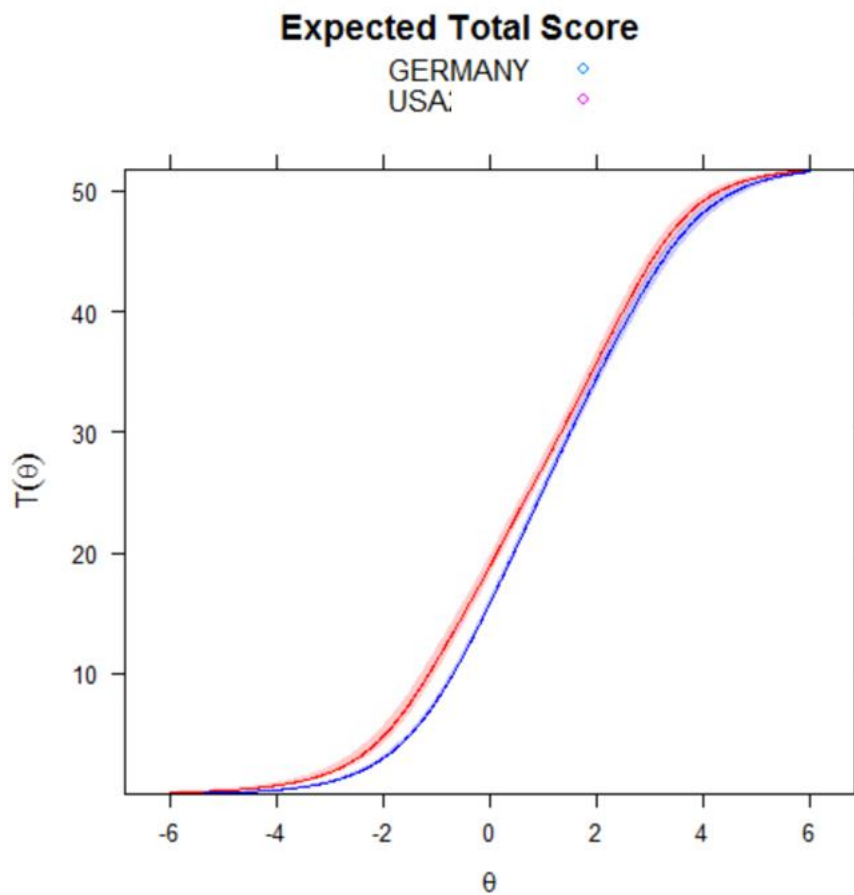
Self-uncompassionate responding

```

$observed
  sDTF.score sDTF(%).score    uDTF.score uDTF(%).score
    -1.309349   -2.014384     1.309349     2.014384

$CIs
  sDTF.score sDTF(%).score    uDTF.score uDTF(%).score
CI_97.5 -0.8389794   -1.290738   1.8008089   2.770475
CI_2.5  -1.8063772   -2.779042   0.8393797   1.291353

$tests
P(sDTF.score = 0)
  1.281689e-07
    
```



Samples: GERMANY – USA

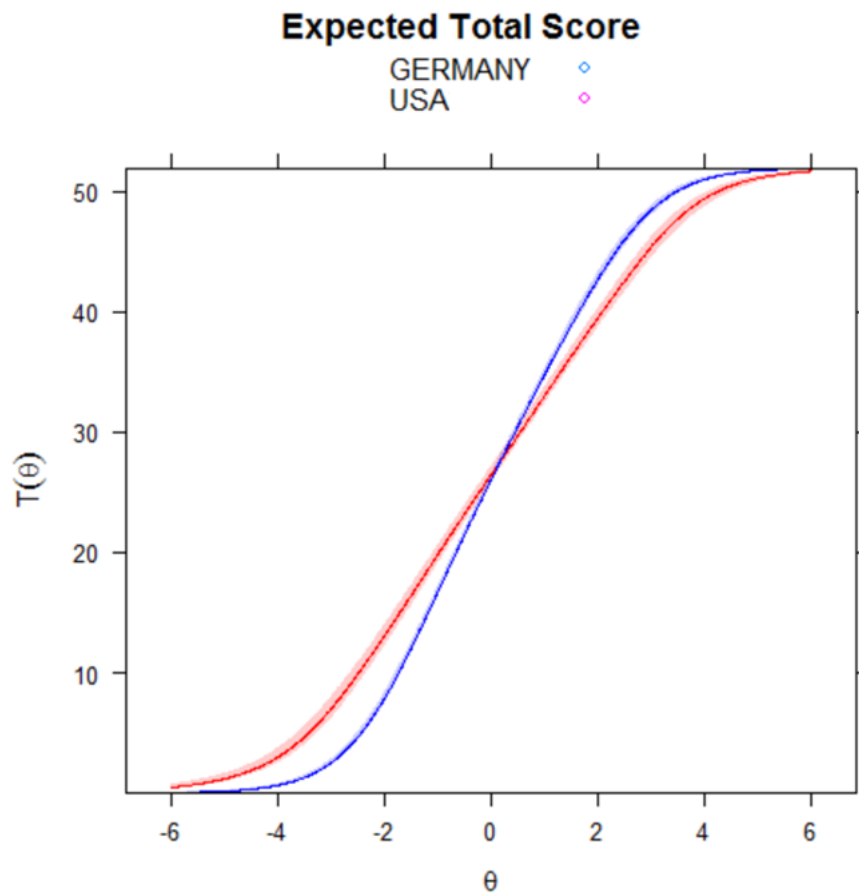
Self-compassionate responding

```

$observed
  sDTF.score sDTF(%) .score      uDTF.score uDTF(%) .score
    -0.5412662   -0.8327173      2.2737569    3.4980876

$CIs
      sDTF.score sDTF(%) .score      uDTF.score uDTF(%) .score
CI_97.5 -0.09742068   -0.149878    2.782206    4.280318
CI_2.5  -1.00435541   -1.545162    1.850989    2.847675

$tests
P(sDTF.score = 0)
    0.02436135
    
```



Samples: SLOVAKIA - TURKEY

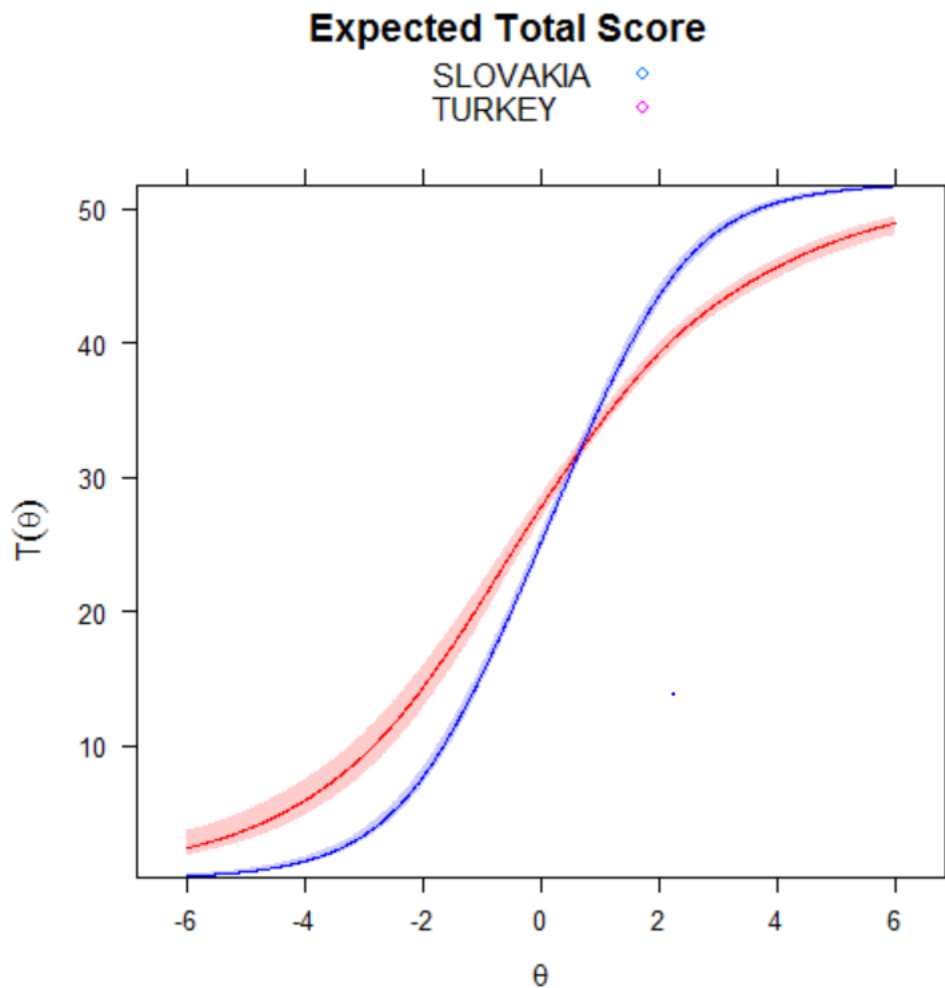
Self-uncompassionate responding

```

$observed
  sDTF.score sDTF(%) .score    uDTF.score uDTF(%) .score
-0.7181366  -1.1048255    4.1891790  6.4448908

$CIs
      sDTF.score sDTF(%) .score    uDTF.score uDTF(%) .score
CI_97.5 -0.07467548  -0.1148854    5.105017  7.853873
CI_2.5  -1.39154357  -2.1408363    3.399351  5.229770

$tests
P(sDTF.score = 0)
0.03184205
    
```



Samples: SLOVAKIA - TURKEY

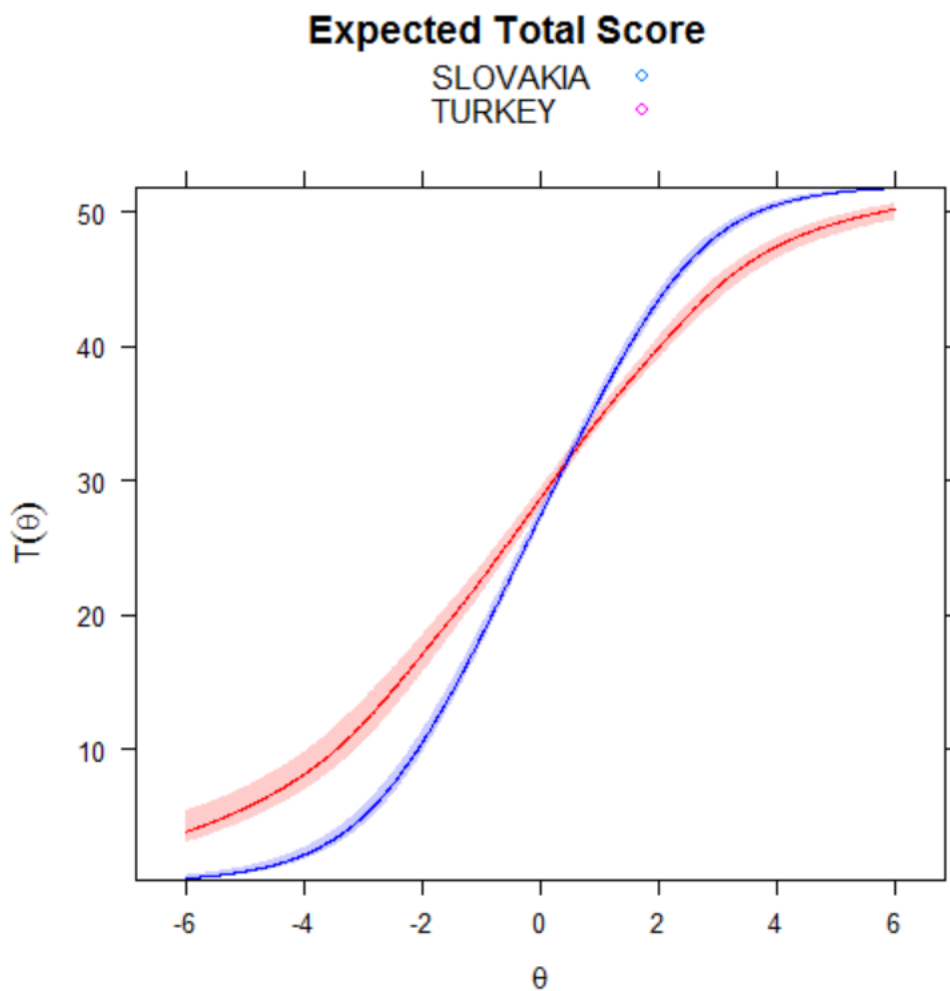
Self-compassionate responding

```

$observed
  sDTF.score sDTF(%) .score    uDTF.score uDTF(%) .score
    -1.373640   -2.113292     3.868748    5.951920

$CIs
  sDTF.score sDTF(%) .score    uDTF.score uDTF(%) .score
CI_97.5 -0.7091494   -1.090999    4.772134    7.341744
CI_2.5  -2.0154630   -3.100712    3.068736    4.721132

$tests
P(sDTF.score = 0)
  3.822011e-05
    
```



Samples: SLOVAKIA – USA

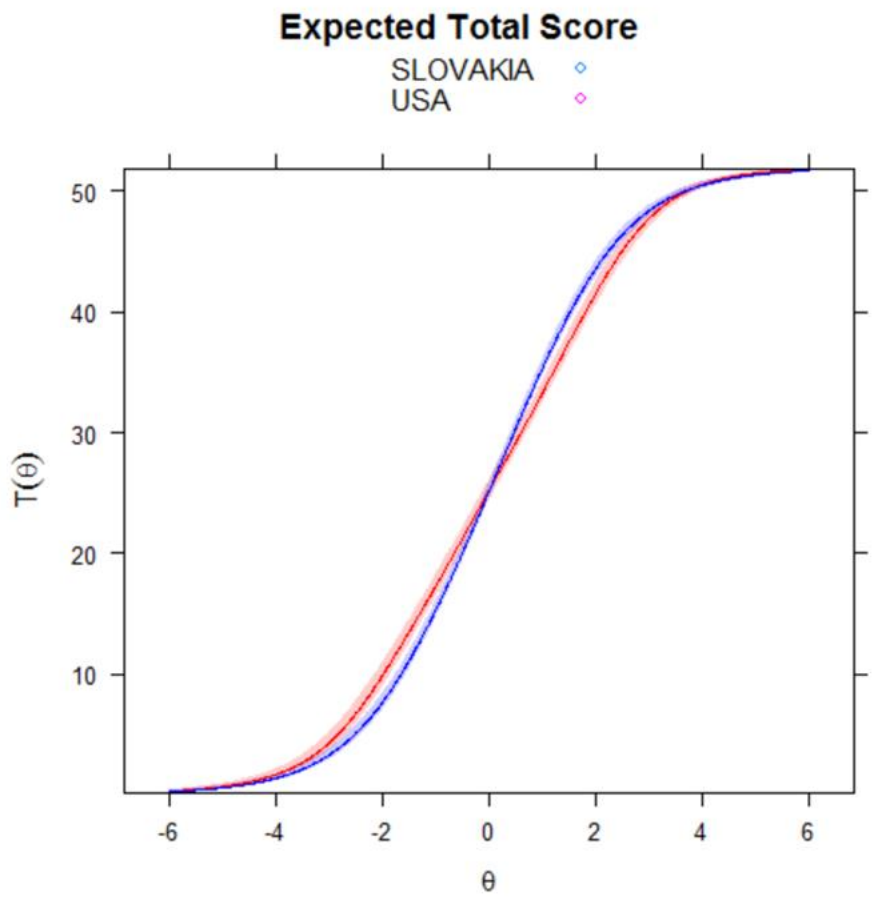
Self-uncompassionate responding

```

$observed
  sDTF.score sDTF(%) .score      uDTF.score uDTF(%) .score
    -0.1049061   -0.1613940      0.9239313    1.4214327

$CIs
      sDTF.score sDTF(%) .score      uDTF.score uDTF(%) .score
CI_97.5  0.3859456   0.5937625  1.3426764    2.0656559
CI_2.5  -0.5853554  -0.9005467  0.6217598    0.9565536

$tests
P(sDTF.score = 0)
      0.6777077
    
```



Samples: SLOVAKIA – USA

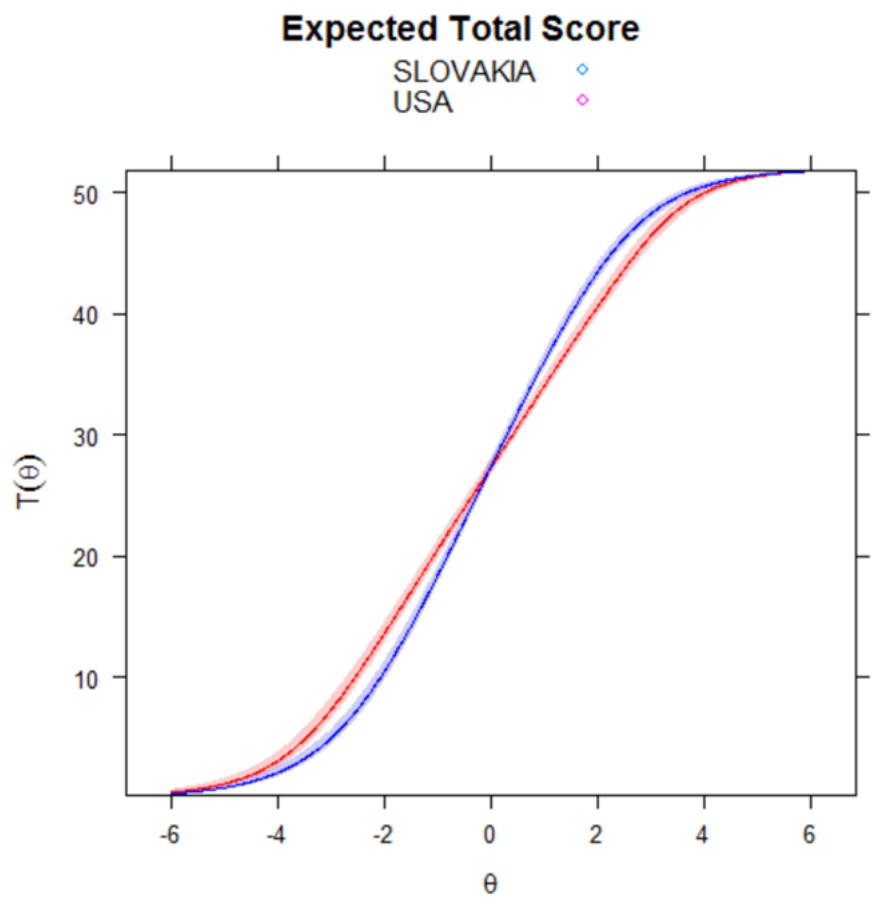
Self-compassionate responding

```

$observed
  sDTF.score sDTF(%) .score    uDTF.score uDTF(%) .score
-0.1331780  -0.2048892    1.3954083    2.1467821

$CIs
  sDTF.score sDTF(%) .score    uDTF.score uDTF(%) .score
CI_97.5    0.3624664    0.5576407    1.9035643    2.928560
CI_2.5     -0.6404667   -0.9853334    0.9185052    1.413085

$tests
P(sDTF.score = 0)
0.6076224
    
```



Samples: PORTUGAL – SLOVAKIA

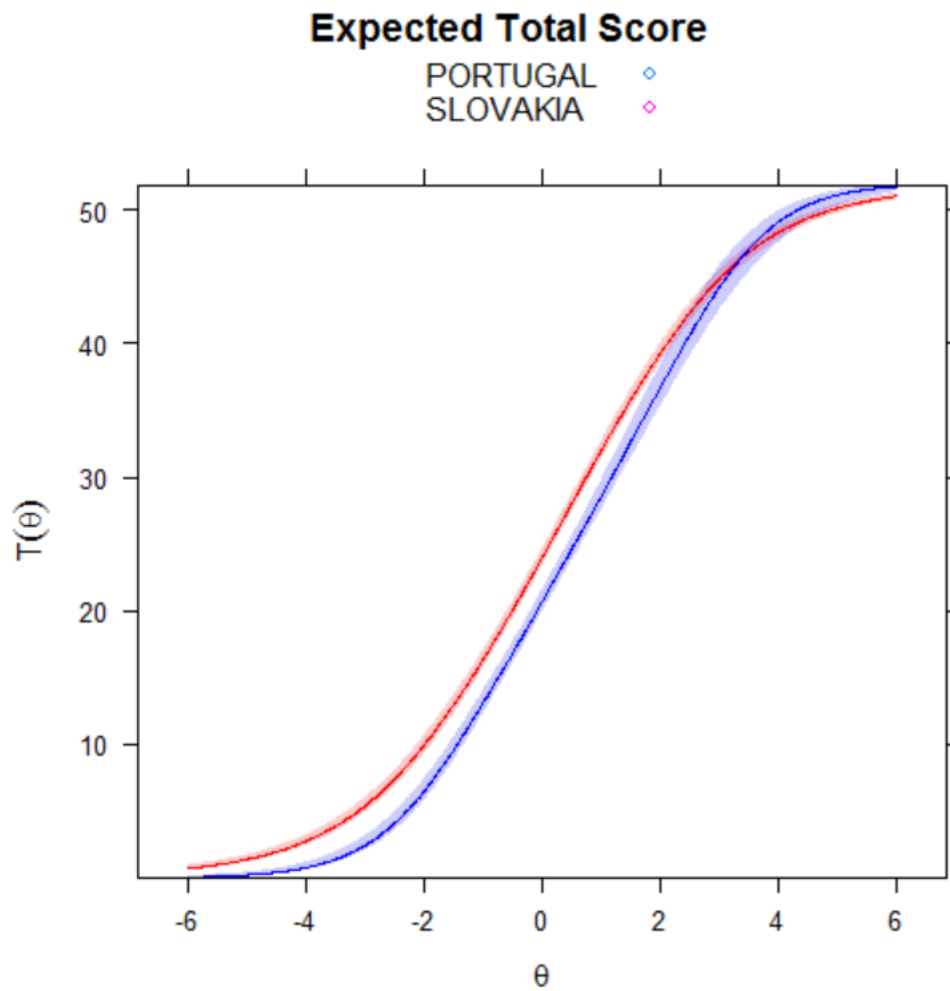
Self-uncompassionate responding

```

$observed
  sDTF.score sDTF(%) .score    uDTF.score uDTF(%) .score
    -1.743797   -2.682764     2.093734    3.221130

$CIs
  sDTF.score sDTF(%) .score    uDTF.score uDTF(%) .score
CI_97.5   -1.116927   -1.718349     2.606947    4.010688
CI_2.5    -2.451729   -3.771891     1.625535    2.500823

$tests
P(sDTF.score = 0)
  1.485479e-07
    
```



Samples: PORTUGAL – SLOVAKIA

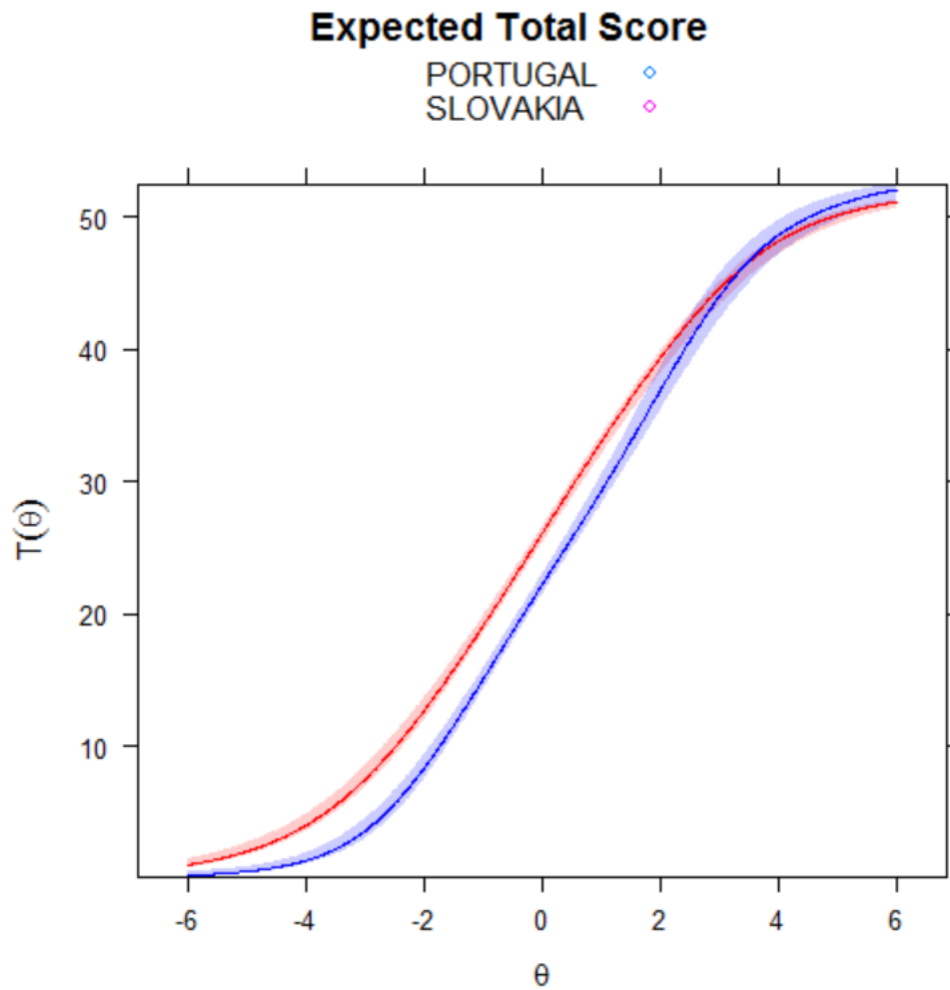
Self-compassionate responding

```

$observed
  sDTF.score sDTF(%) .score    uDTF.score uDTF(%) .score
    -2.150168   -3.257831     2.424772    3.673897

$CIs
  sDTF.score sDTF(%) .score    uDTF.score uDTF(%) .score
CI_97.5  -1.390625   -2.107007     2.965199    4.492726
CI_2.5   -2.765824   -4.190643     1.916432    2.903685

$tests
P(sDTF.score = 0)
  2.643416e-09
    
```



Samples: PORTUGAL – TURKEY

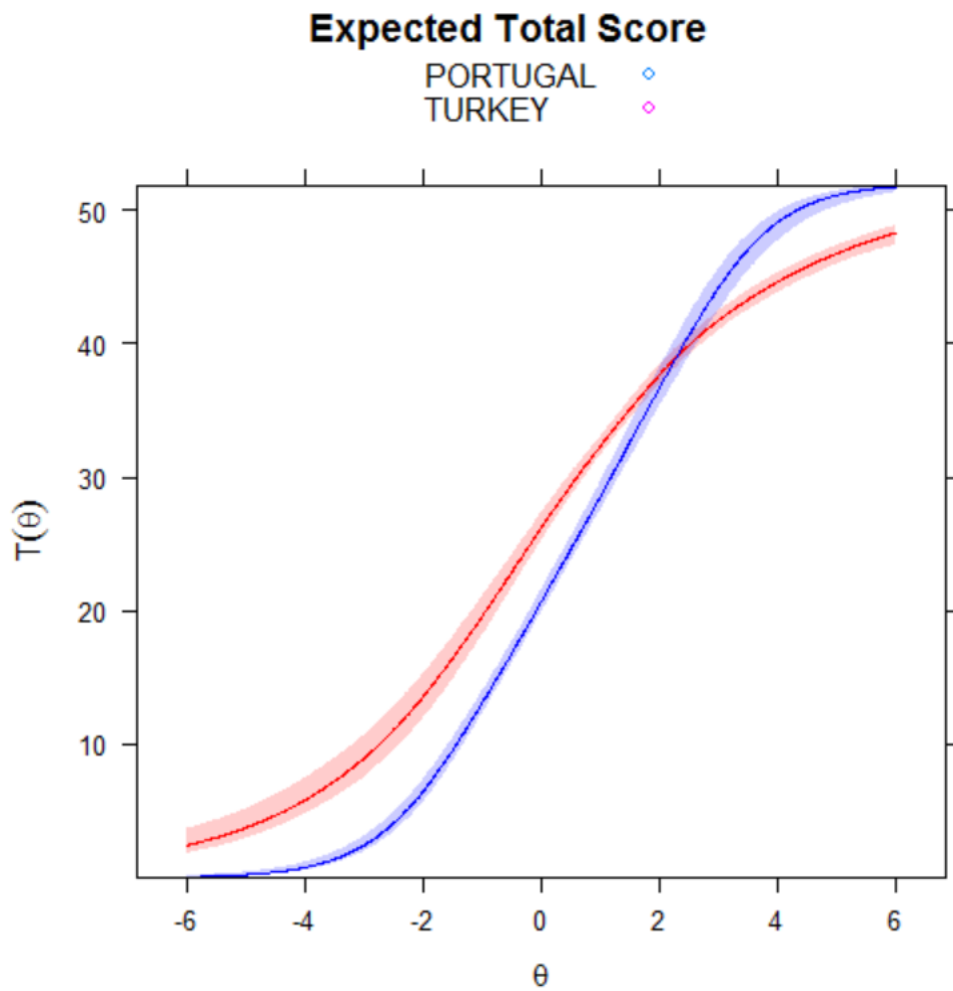
Self-uncompassionate responding

```

$observed
  sDIF.score sDIF(%).score    uDIF.score uDIF(%).score
    -2.257097   -3.472457     4.425900    6.809077

$CIs
  sDIF.score sDIF(%).score    uDIF.score uDIF(%).score
CI_97.5   -1.470628   -2.262504    5.410168    8.323336
CI_2.5    -3.227209   -4.964937    3.535217    5.438795

$tests
P(sDIF.score = 0)
  6.792487e-07
    
```



Samples: PORTUGAL – TURKEY

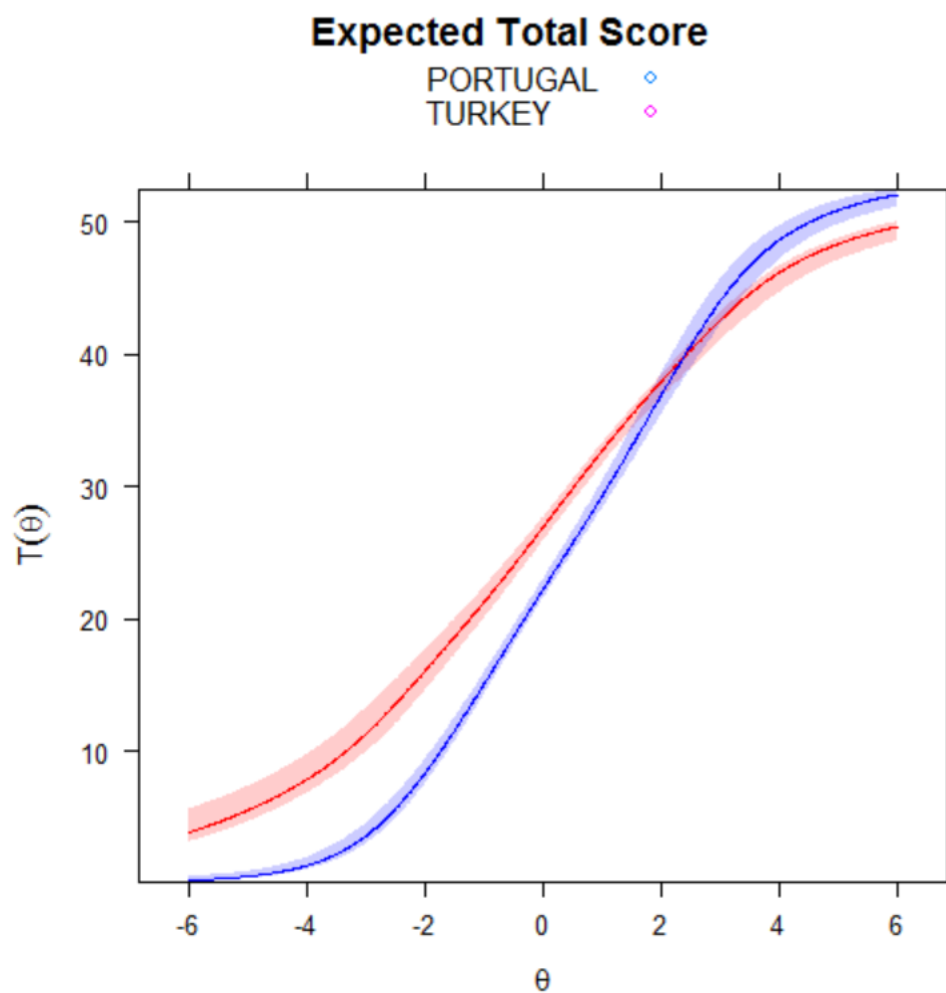
Self-compassionate responding

```

$observed
  sDTF.score sDTF(%) .score    uDTF.score uDTF(%) .score
    -3.040448   -4.606740     4.307283    6.526186

$CIs
  sDTF.score sDTF(%) .score    uDTF.score uDTF(%) .score
CI_97.5   -2.085866   -3.160403    5.385986    8.160584
CI_2.5    -3.861376   -5.850569    3.562682    5.398003

$tests
P(sDTF.score = 0)
  1.166725e-11
    
```



Samples: PORTUGAL – USA

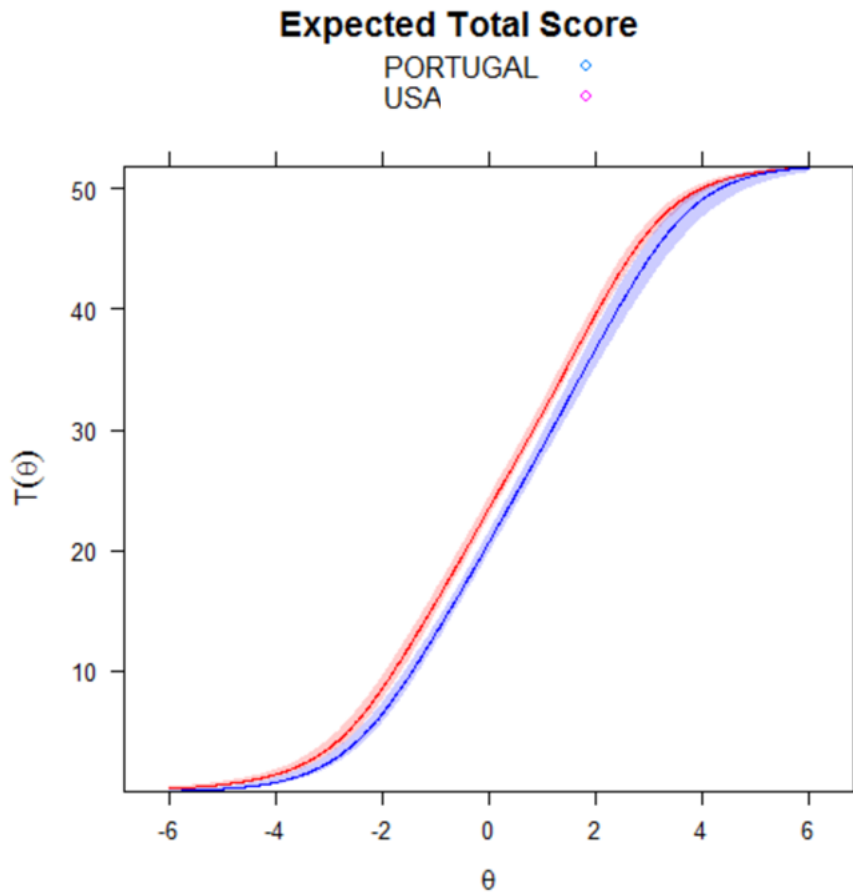
Self-uncompassionate responding

```

$observed
  sDIF.score sDIF(%) .score    uDIF.score uDIF(%) .score
    -1.573914   -2.421406     1.573929    2.421429

$CIs
  sDIF.score sDIF(%) .score    uDIF.score uDIF(%) .score
CI_97.5 -0.9073334   -1.395897    2.2782861    3.505056
CI_2.5  -2.2803635   -3.508252    0.9097528    1.399620

$tests
P(sDIF.score = 0)
  1.09413e-05
    
```



Samples: PORTUGAL – USA

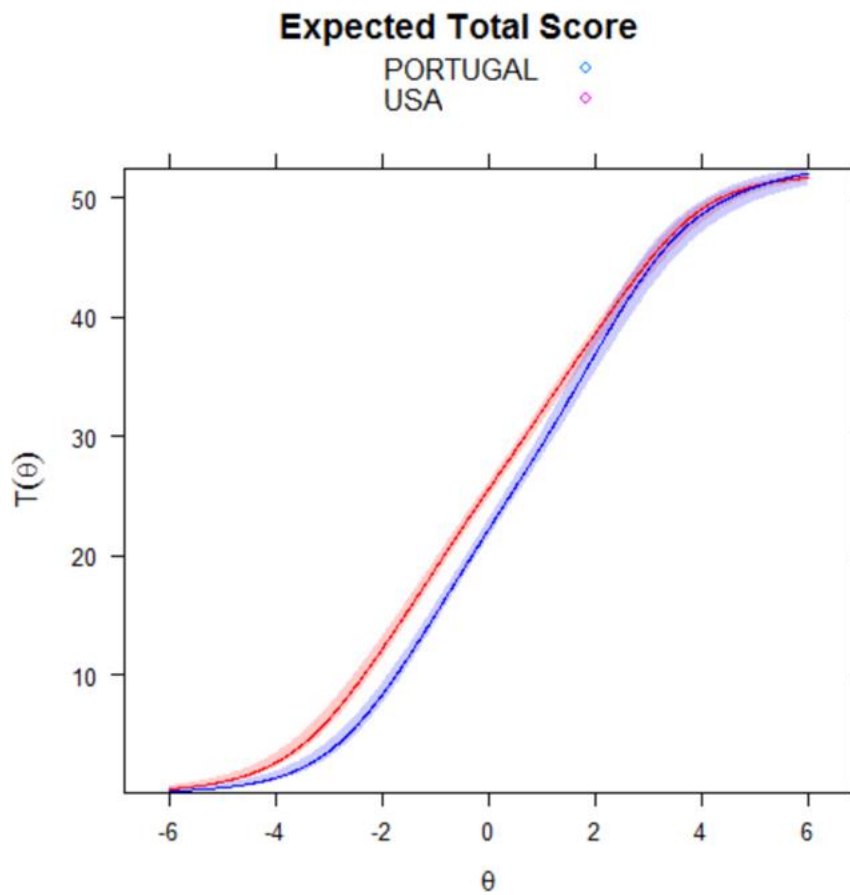
Self-compassionate responding

```

$observed
  sDTF.score sDTF(%) .score      uDTF.score uDTF(%) .score
    -1.770996   -2.683327      1.795217    2.720026

$CIs
  sDTF.score sDTF(%) .score      uDTF.score uDTF(%) .score
CI_97.5 -0.9251924   -1.401807    2.431759    3.684484
CI_2.5  -2.4312289   -3.683680    1.234620    1.870636

$tests
P(sDTF.score = 0)
  4.311794e-06
    
```



Samples: KOREA – PORTUGAL

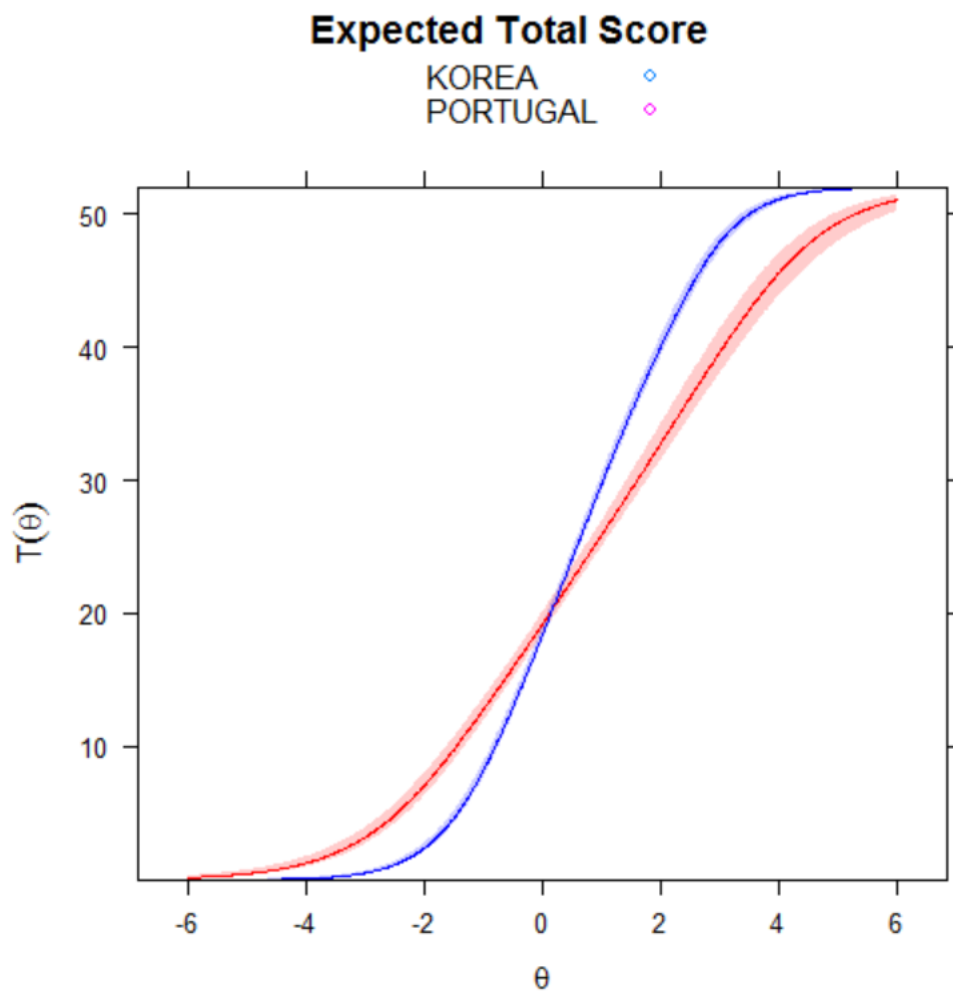
Self-uncompassionate responding

```

$observed
      sDTF.score  sDTF(%) .score      uDTF.score  uDTF(%) .score
      1.125825    1.732038          3.542987    5.450749

$CIs
      sDTF.score  sDTF(%) .score      uDTF.score  uDTF(%) .score
CI_97.5  1.7392542  2.6757757  4.319552  6.645465
CI_2.5   0.4663225  0.7174192  2.942282  4.526588

$tests
P(sDTF.score = 0)
0.0005844195
    
```



Samples: KOREA – PORTUGAL

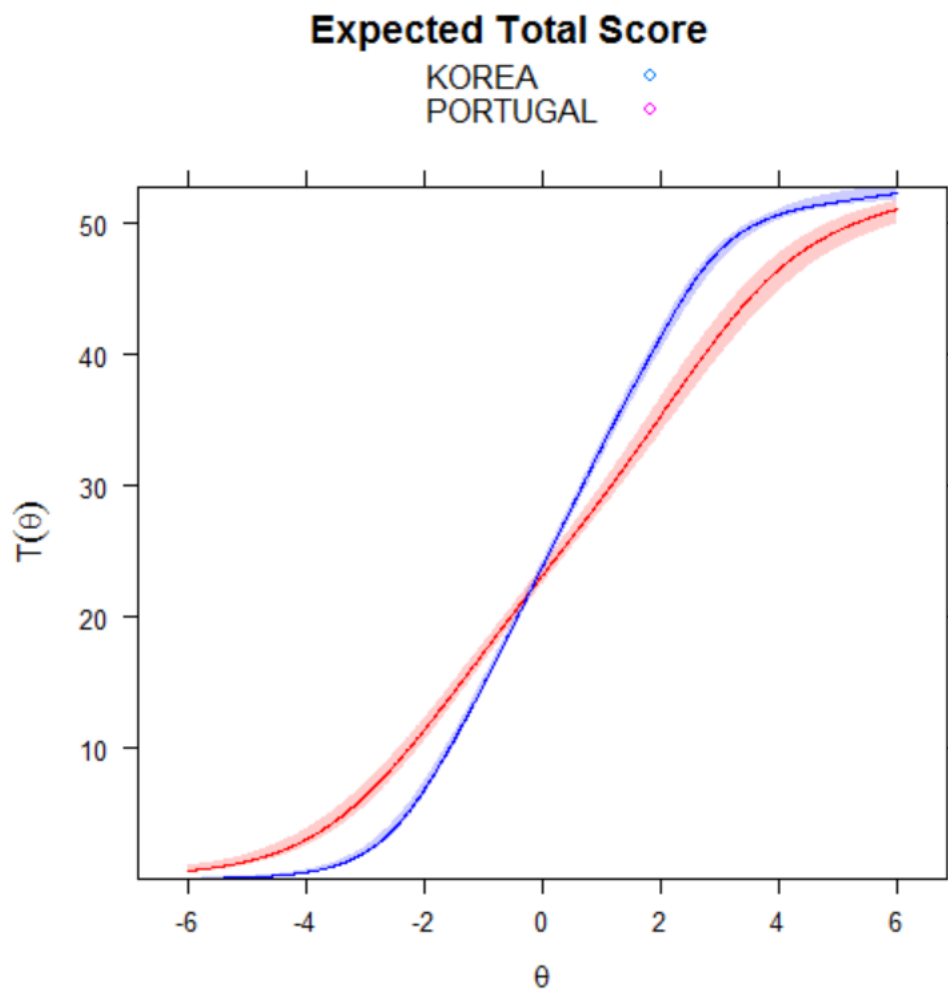
Self-compassionate responding

```

$observed
  sDTF.score sDTF(%) .score      uDTF.score uDTF(%) .score
    0.7290783   1.1046641   3.2892904   4.9837734

$CIs
      sDTF.score sDTF(%) .score      uDTF.score uDTF(%) .score
CI_97.5  1.37605663   2.0849343   4.092189   6.200286
CI_2.5   -0.07438611  -0.1127062   2.454130   3.718379

$tests
P(sDTF.score = 0)
    0.05016571
    
```



Samples: KOREA – SLOVAKIA

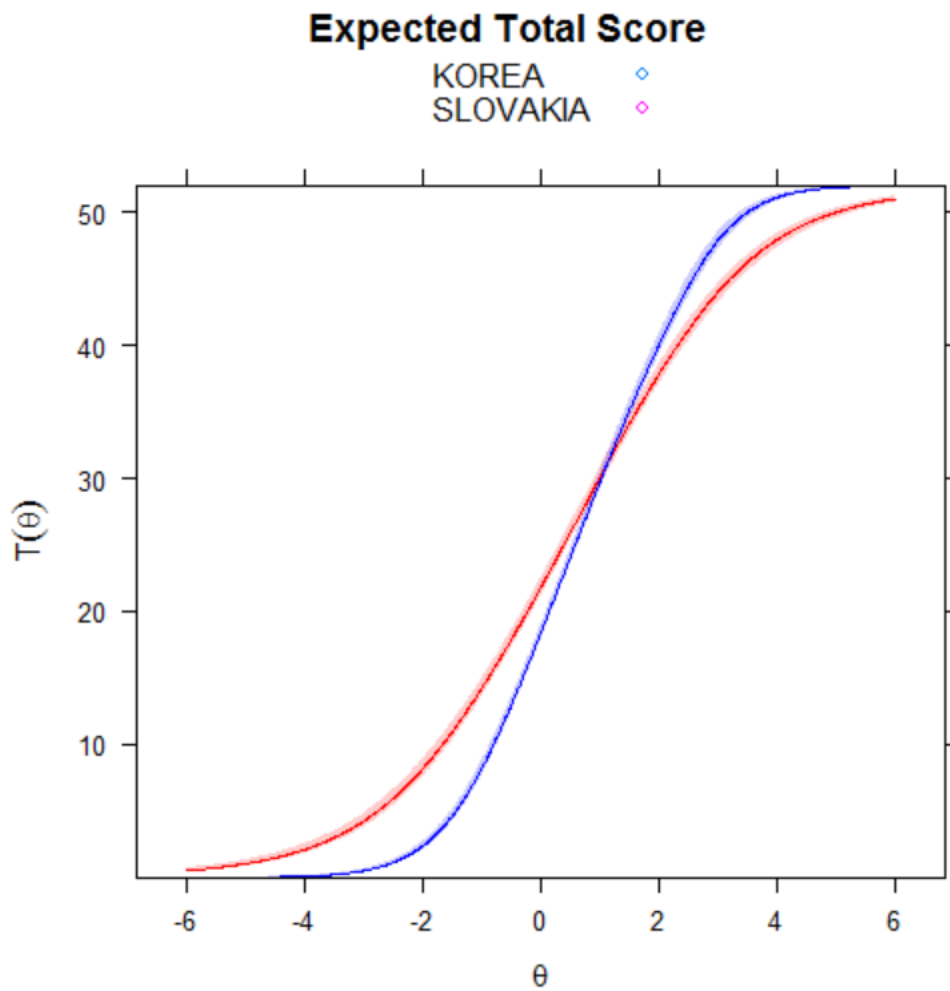
Self-uncompassionate responding

```

$observed
  sDTF.score sDTF(%).score    uDTF.score uDTF(%).score
    -0.9178507    -1.4120780     2.8707828     4.4165890

$CIs
  sDTF.score sDTF(%).score    uDTF.score uDTF(%).score
CI_97.5 -0.5382758    -0.8281167     3.289883     5.061358
CI_2.5 -1.3289147    -2.0444841     2.505861     3.855171

$tests
P(sDTF.score = 0)
  4.579176e-06
    
```



Samples: KOREA – SLOVAKIA

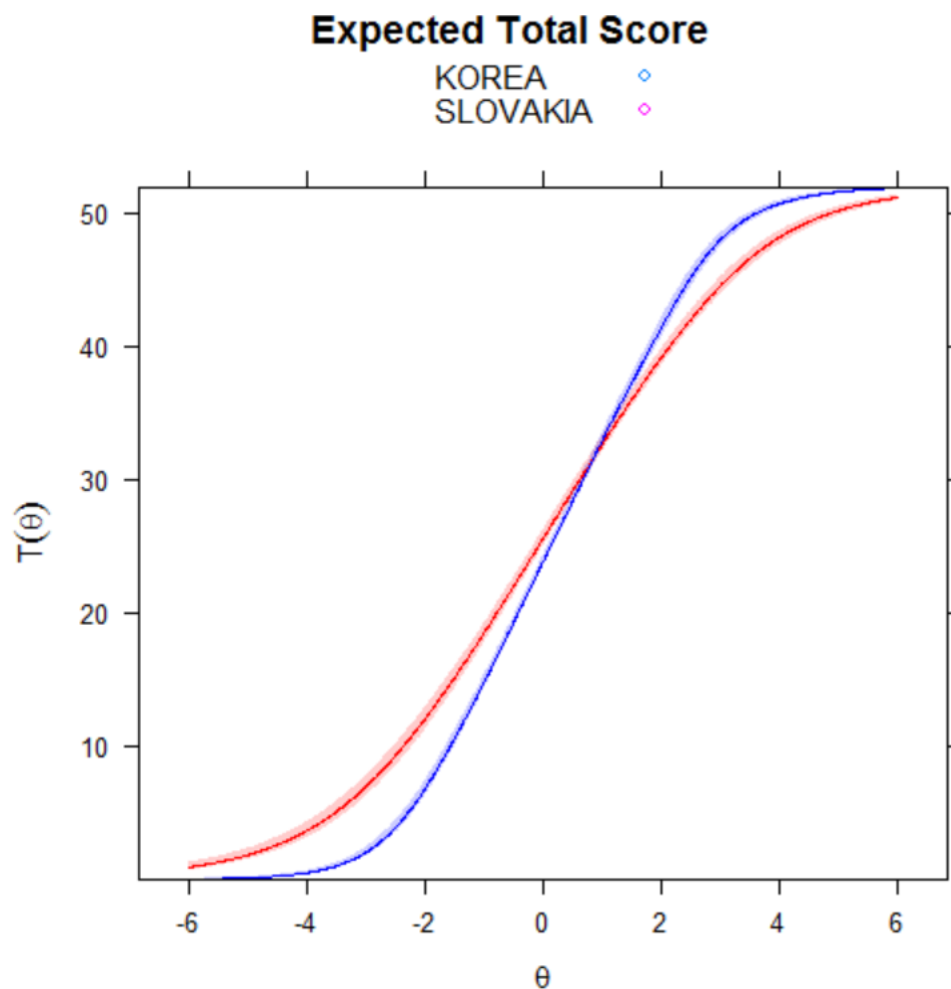
Self-compassionate responding

```

$observed
  sDTF.score sDTF(%) .score      uDTF.score uDTF(%) .score
    -0.890325   -1.369731      2.616165    4.024869

$CIs
  sDTF.score sDTF(%) .score      uDTF.score uDTF(%) .score
CI_97.5 -0.4586499   -0.7056153    3.134258    4.821935
CI_2.5  -1.3044388   -2.0068290    2.183773    3.359651

$tests
P(sDTF.score = 0)
  3.968961e-05
    
```



Samples: KOREA – TURKEY

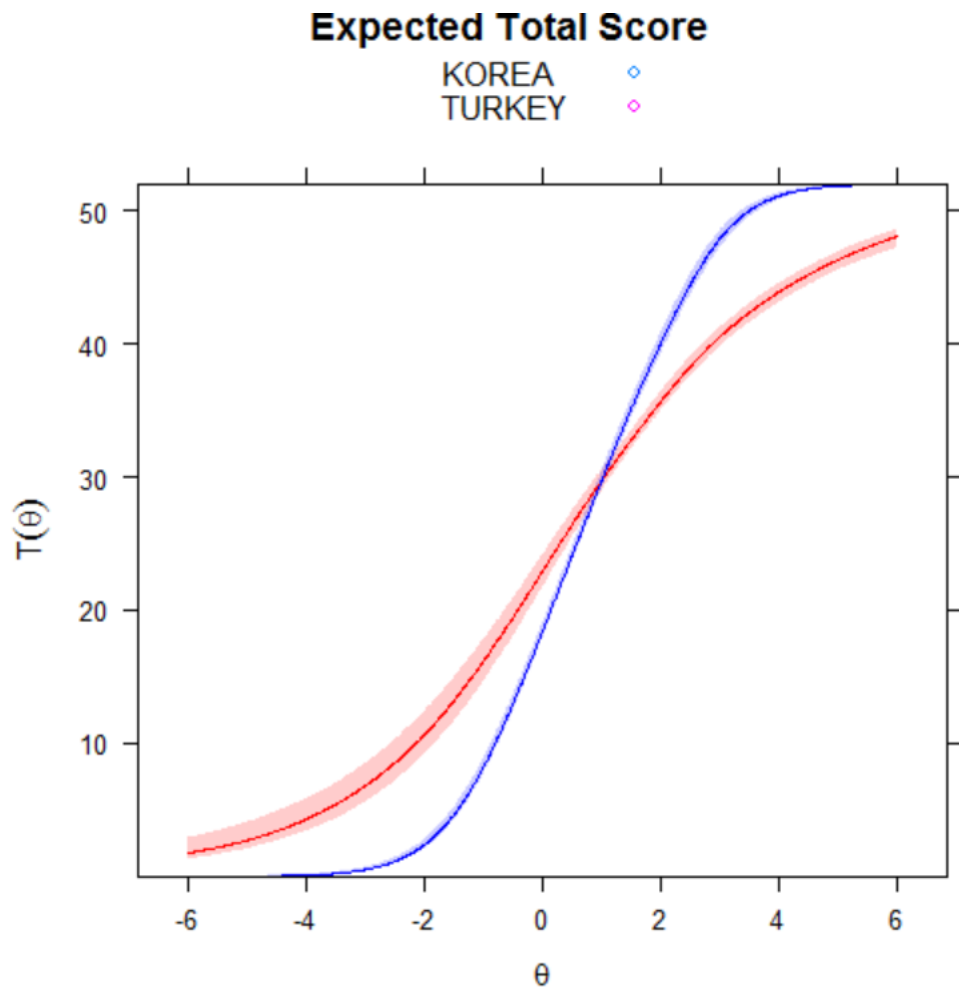
Self-uncompassionate responding

```

$observed
  sDTF.score sDTF(%) .score    uDTF.score uDTF(%) .score
    -0.688265   -1.058869     5.185977    7.978426

$CIs
      sDTF.score sDTF(%) .score    uDTF.score uDTF(%) .score
CI_97.5 -0.06920168  -0.1064641    6.169858    9.492089
CI_2.5  -1.49132349  -2.2943438    4.477305    6.888162

$tests
P(sDTF.score = 0)
    0.05608115
    
```



Samples: KOREA – TURKEY

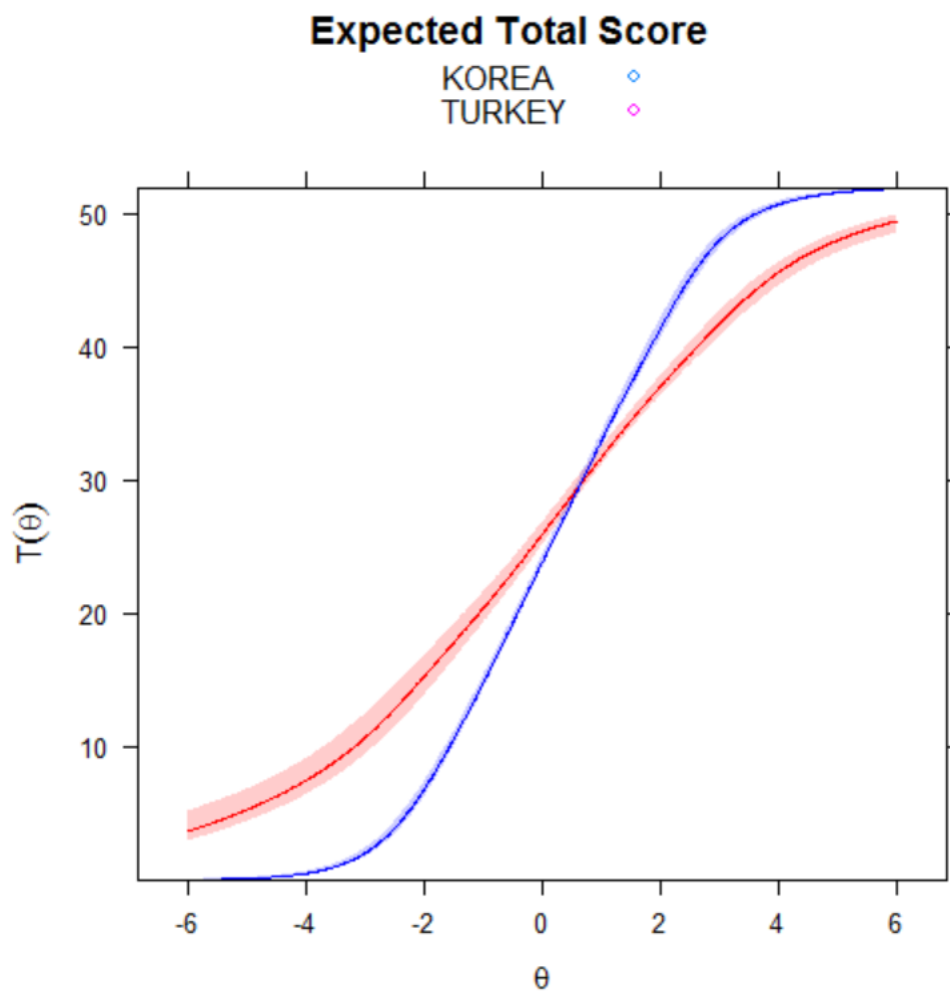
Self-compassionate responding

```

$observed
  sDTF.score sDTF(%) .score      uDTF.score uDTF(%) .score
    -1.426356   -2.194395      5.035872    7.747495

$CIs
  sDTF.score sDTF(%) .score      uDTF.score uDTF(%) .score
CI_97.5 -0.7675926   -1.180912    6.077665    9.350253
CI_2.5  -2.1683766   -3.335964    4.203066    6.466255

$tests
P(sDTF.score = 0)
  4.754754e-05
    
```



Samples: KOREA – USA

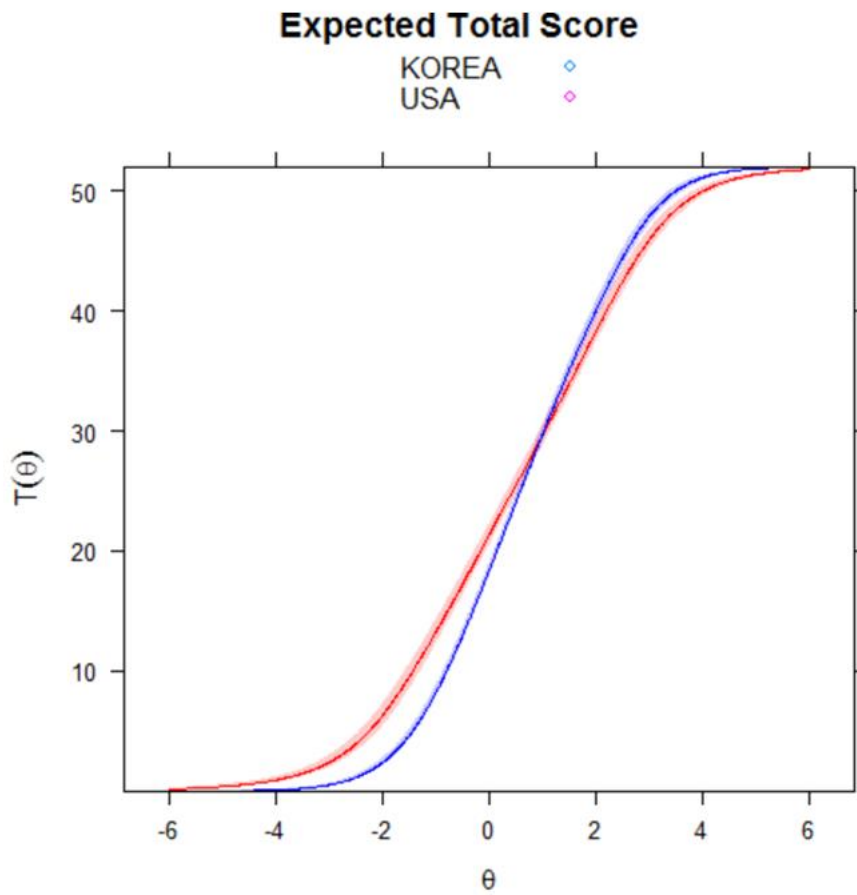
Self-uncompassionate responding

```

$observed
  sDTF.score sDTF(%) .score      uDTF.score uDTF(%) .score
    -0.7961189   -1.2247984      1.7436836   2.6825902

$CIs
  sDTF.score sDTF(%) .score      uDTF.score uDTF(%) .score
CI_97.5 -0.2989417   -0.4599103      2.148220   3.304953
CI_2.5  -1.2299530   -1.8922354      1.387163   2.134097

$tests
P(sDTF.score = 0)
  0.0008606889
    
```



Samples: KOREA – USA

Self-compassionate responding

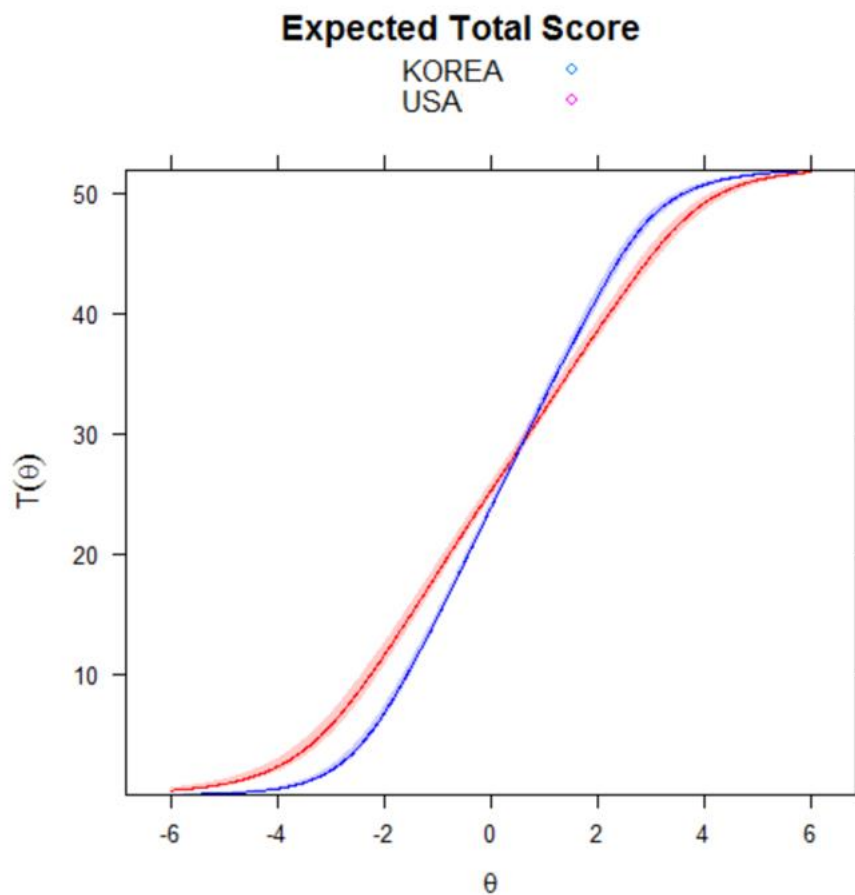
```

$observed
  sDTF.score sDTF(%) .score      uDTF.score uDTF(%) .score
    -0.6163034   -0.9481591      2.1139563   3.2522405

$CIs
      sDTF.score sDTF(%) .score      uDTF.score uDTF(%) .score
CI_97.5 -0.1394542   -0.2145449      2.608170   4.012569
CI_2.5  -1.1045337   -1.6992826      1.680571   2.585493

$tests
P(sDTF.score = 0)
      0.01296673

```



Samples: ITALY – KOREA

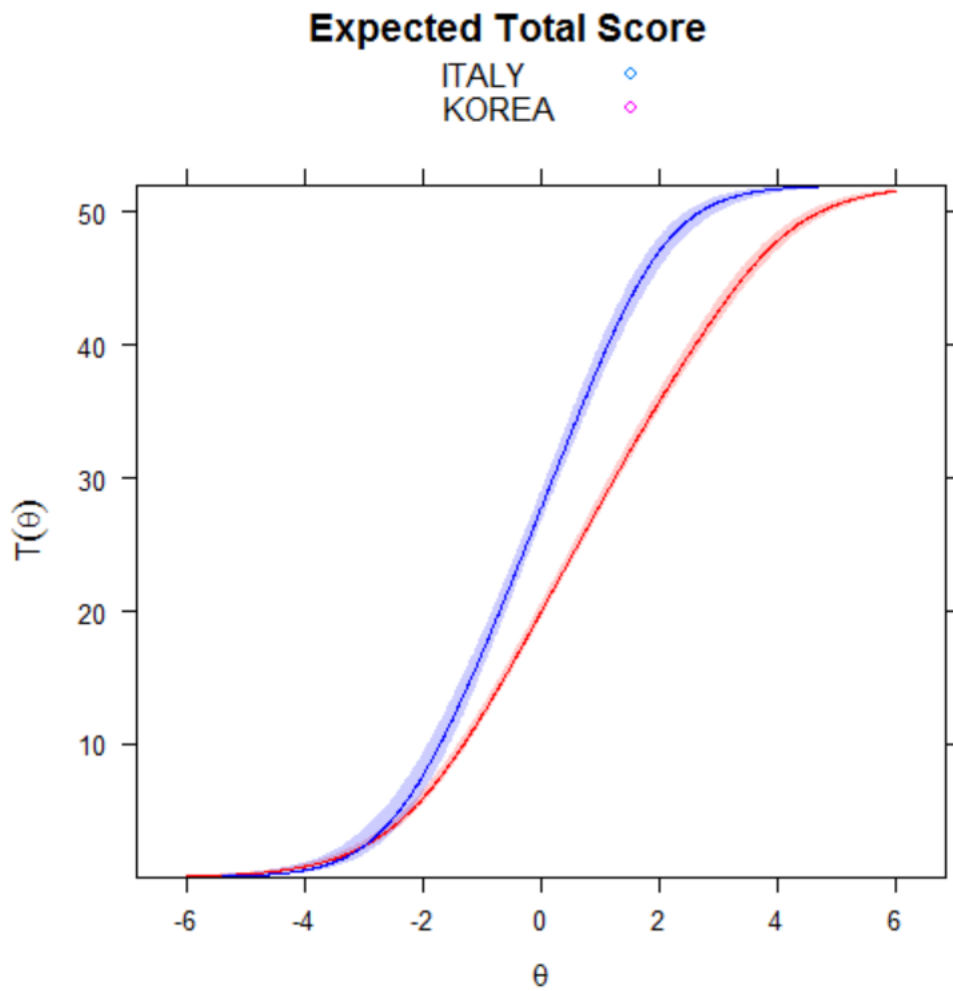
Self-uncompassionate responding

```

$observed
  sDTF.score sDTF(%).score    uDTF.score uDTF(%).score
    4.115356    6.331317    4.200515    6.462331

$CIs
  sDTF.score sDTF(%).score    uDTF.score uDTF(%).score
CI_97.5    4.703661    7.236402    4.726862    7.272096
CI_2.5     3.511953    5.403005    3.637071    5.595494

$tests
P(sDTF.score = 0)
  5.031464e-41
    
```



Samples: ITALY – KOREA

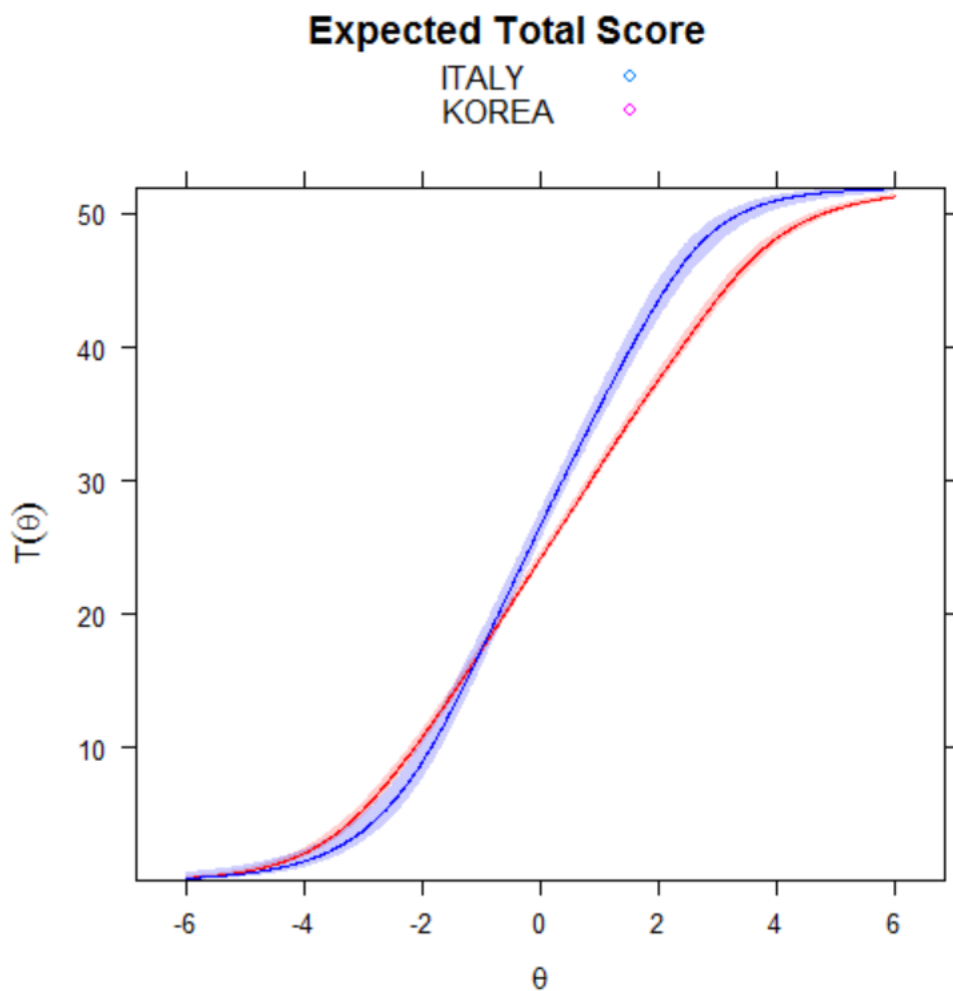
Self-compassionate responding

```

$observed
  sDTF.score sDTF(%) .score      uDTF.score uDTF(%) .score
    1.549712   2.384172         2.275506   3.500779

$CIs
      sDTF.score sDTF(%) .score      uDTF.score uDTF(%) .score
CI_97.5  2.1704717   3.339187   2.844387   4.37598
CI_2.5    0.9332218   1.435726   1.688057   2.59701

$tests
P(sDTF.score = 0)
  1.107693e-06
    
```



Samples: ITALY – PORTUGAL

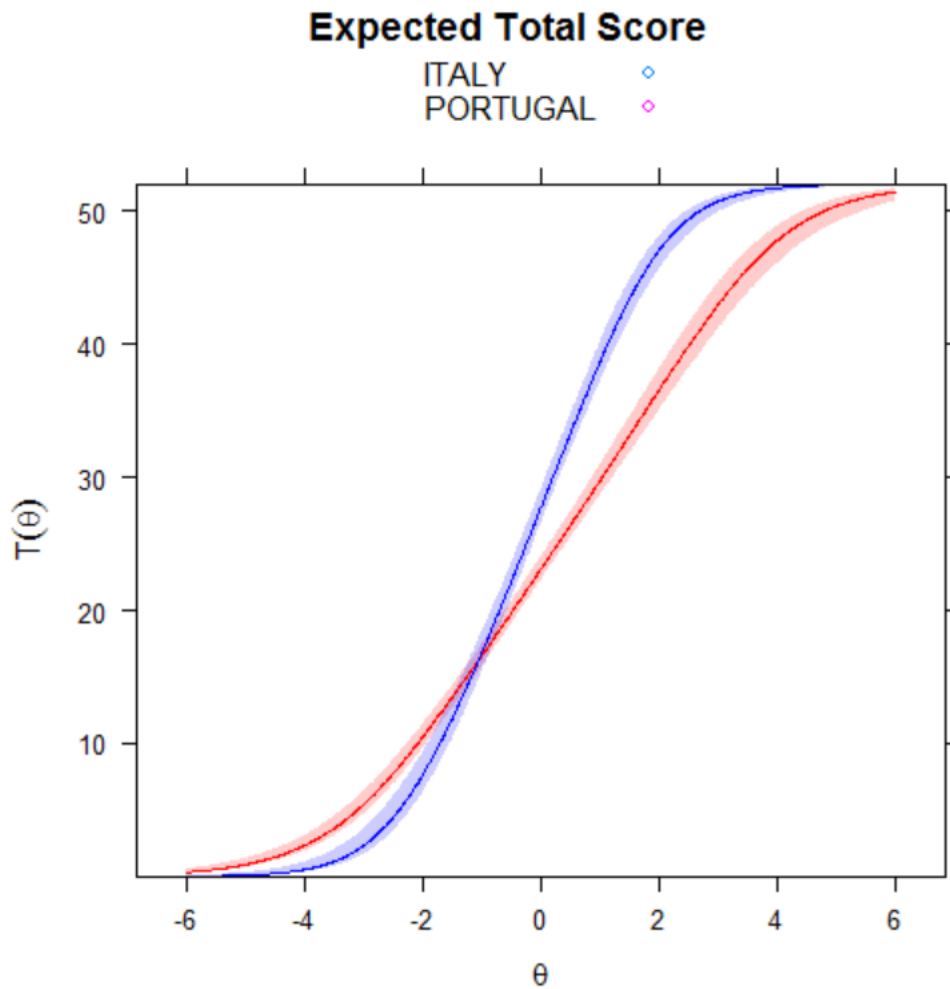
Self-uncompassionate responding

```

$observed
  sDTF.score sDTF(%).score    uDTF.score uDTF(%).score
    2.428380    3.735968    3.916666    6.025640

$CIs
  sDTF.score sDTF(%).score    uDTF.score uDTF(%).score
CI_97.5    3.317068    5.103182    4.74878    7.305815
CI_2.5     1.671369    2.571337    3.17139    4.879062

$tests
P(sDTF.score = 0)
  6.487349e-09
    
```



Samples: ITALY – PORTUGAL

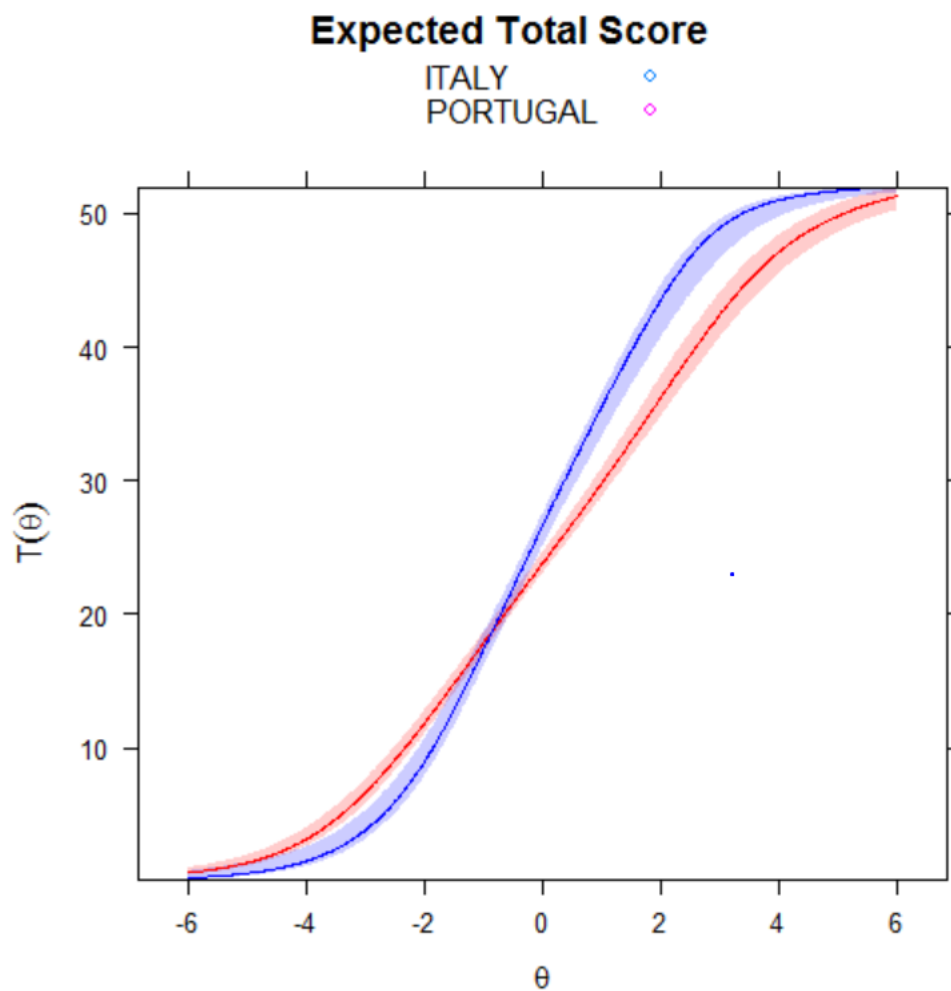
Self-compassionate responding

```

$observed
  sDTF.score sDTF(%) .score    uDTF.score uDTF(%) .score
    1.649389   2.499075     3.128903   4.740762

$CIs
  sDTF.score sDTF(%) .score    uDTF.score uDTF(%) .score
CI_97.5    2.3445183   3.5523004   3.919842   5.939155
CI_2.5     0.6077107   0.9207737   1.767327   2.677768

$tests
P(sDTF.score = 0)
  0.0001332515
    
```



Samples: ITALY – SLOVAKIA

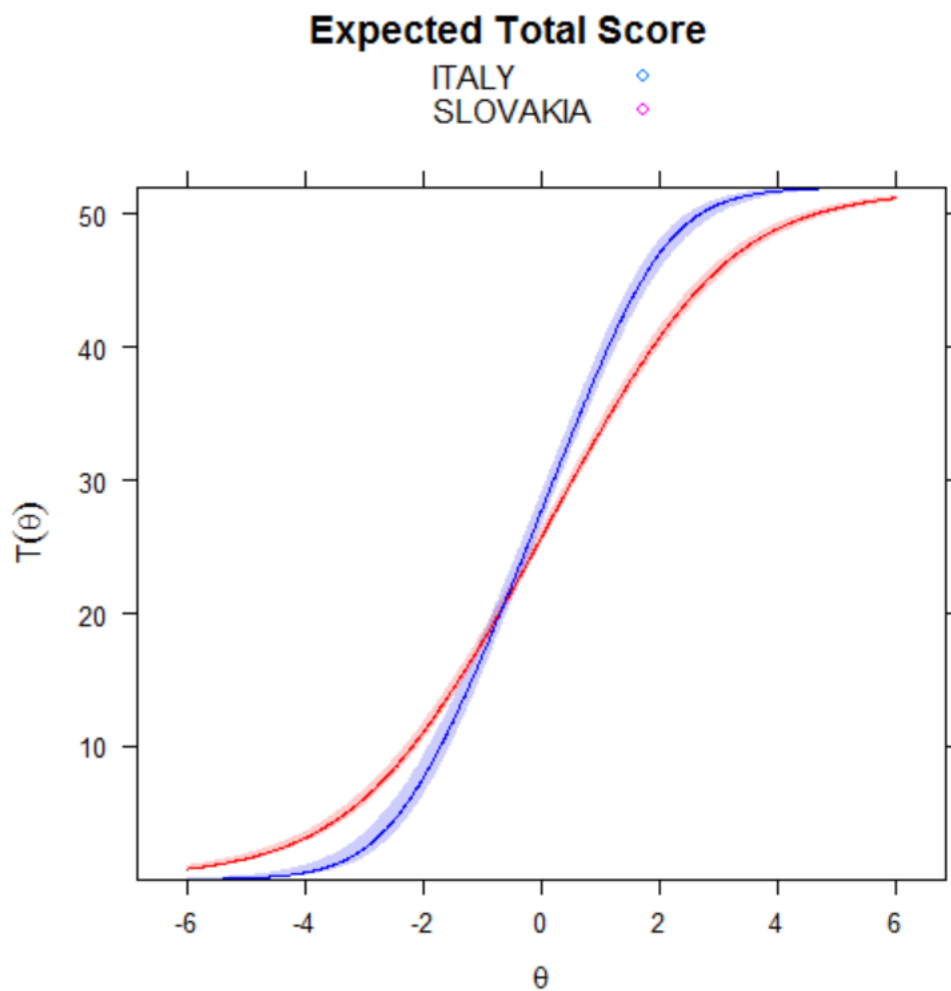
Self-uncompassionate responding

```

$observed
  sDTF.score sDTF(%).score    uDTF.score uDTF(%).score
    0.8449183    1.2998743    2.9491039    4.5370829

$CIs
      sDTF.score sDTF(%).score    uDTF.score uDTF(%).score
CI_97.5  1.4698169    2.2612568    3.481655    5.356392
CI_2.5   0.2529113    0.3890943    2.337539    3.596214

$tests
P(sDTF.score = 0)
  0.006019327
    
```



Samples: ITALY – SLOVAKIA

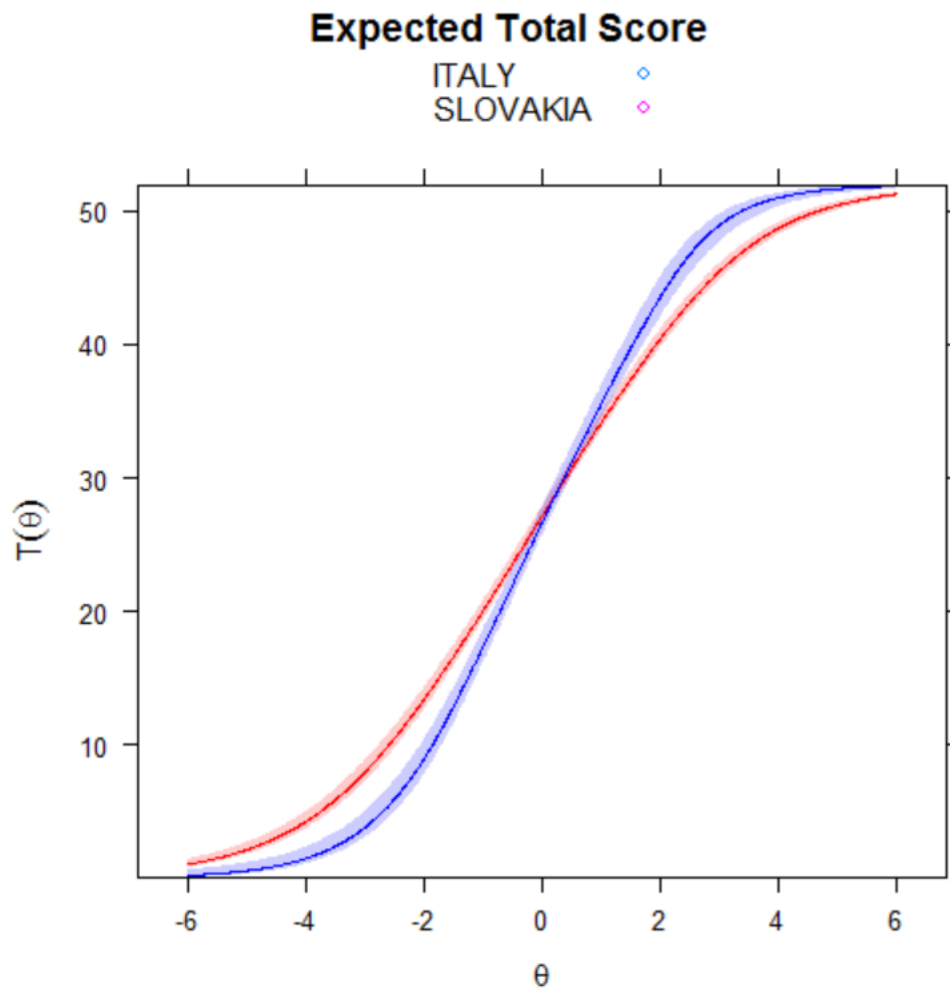
Self-compassionate responding

```

$observed
  sDTF.score sDTF(%).score    uDTF.score uDTF(%).score
-0.3907479  -0.6011507      2.3728428   3.6505274

$CIs
      sDTF.score sDTF(%).score    uDTF.score uDTF(%).score
CI_97.5  0.2537818   0.3904336   3.063707   4.713395
CI_2.5  -1.0053515  -1.5466945   1.688616   2.597871

$tests
P(sDTF.score = 0)
      0.2288862
    
```



Samples: ITALY – TURKEY

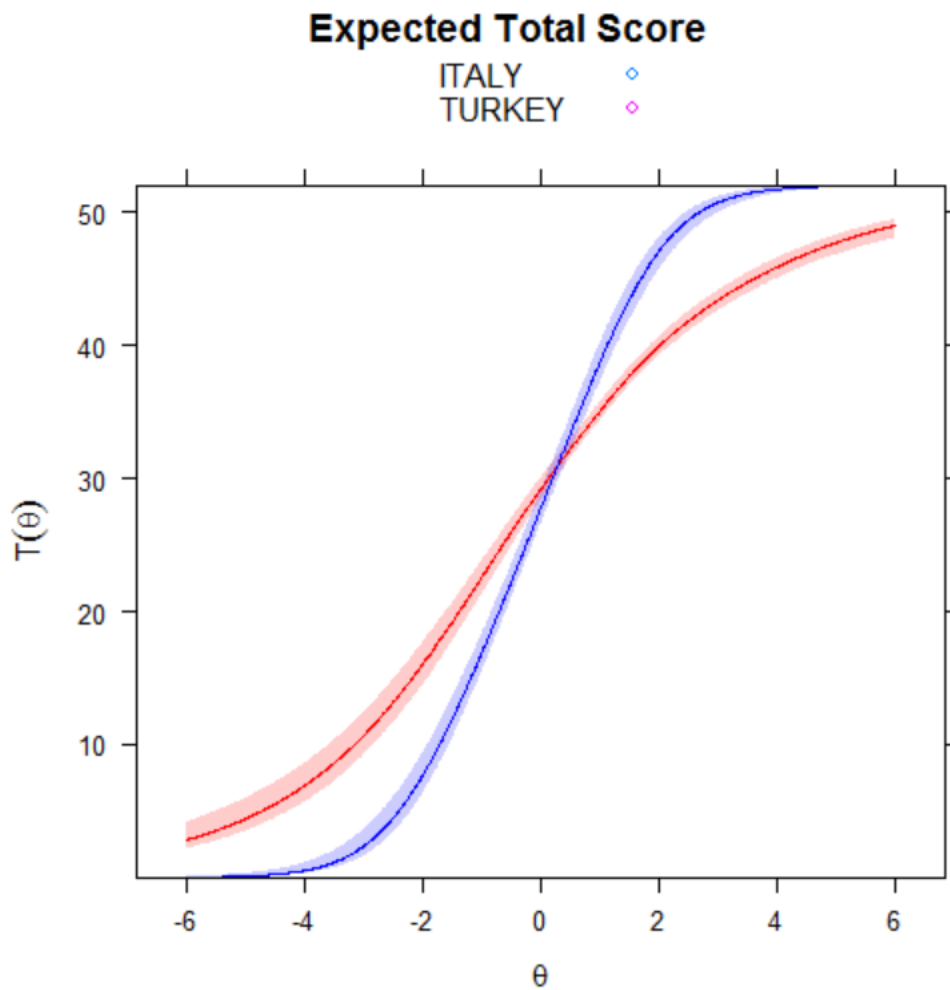
Self-uncompassionate responding

```

$observed
  sDTF.score sDTF(%) .score    uDTF.score uDTF(%) .score
-0.5114263  -0.7868096    5.4622016  8.4033872

$CIs
  sDTF.score sDTF(%) .score    uDTF.score uDTF(%) .score
CI_97.5     0.3200631  0.4924048    6.489717  9.984180
CI_2.5      -1.3319659 -2.0491783    4.527898  6.965997

$tests
P(sDTF.score = 0)
0.2091071
    
```



Samples: ITALY – TURKEY

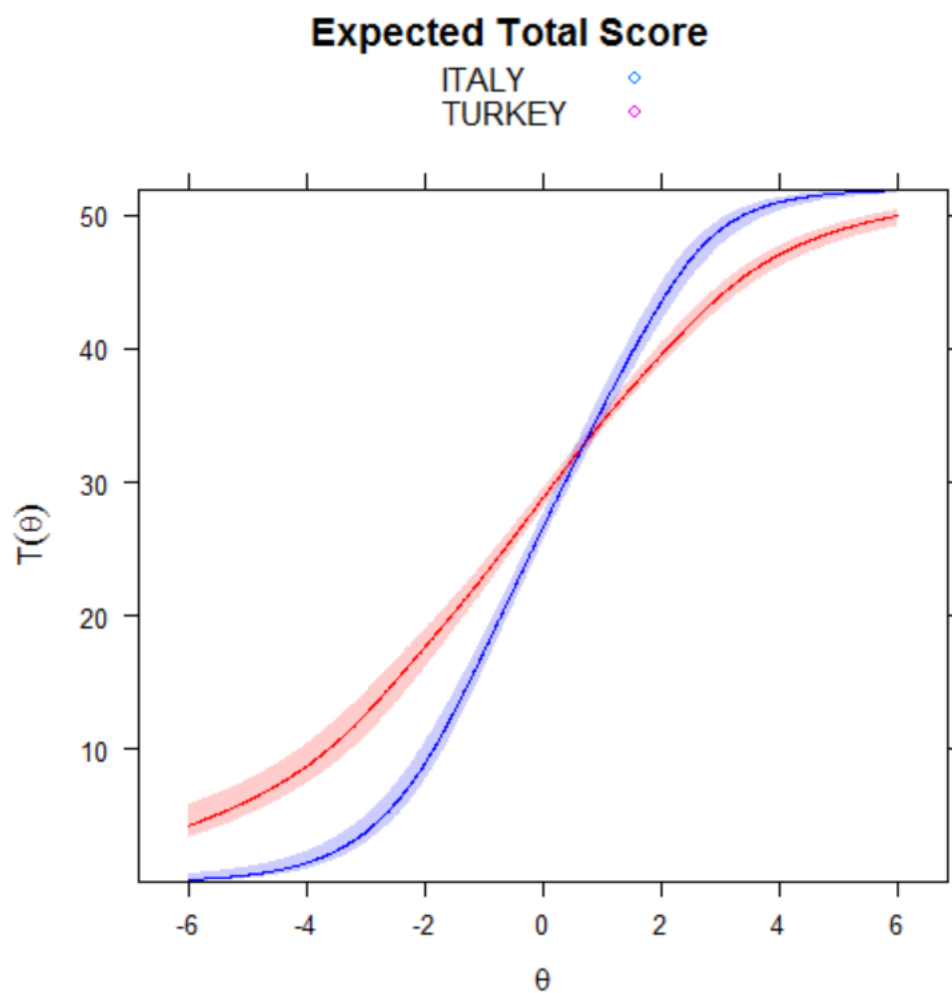
Self-compassionate responding

```

$observed
  sDTF.score sDTF(%) .score    uDTF.score uDTF(%) .score
    -1.895013   -2.915405     4.818562    7.413173

$CIs
  sDTF.score sDTF(%) .score    uDTF.score uDTF(%) .score
CI_97.5   -1.121781   -1.725817     5.810647    8.939457
CI_2.5    -2.705674   -4.162575     3.901238    6.001904

$tests
P(sDTF.score = 0)
  1.968265e-06
    
```



Samples: ITALY – USA

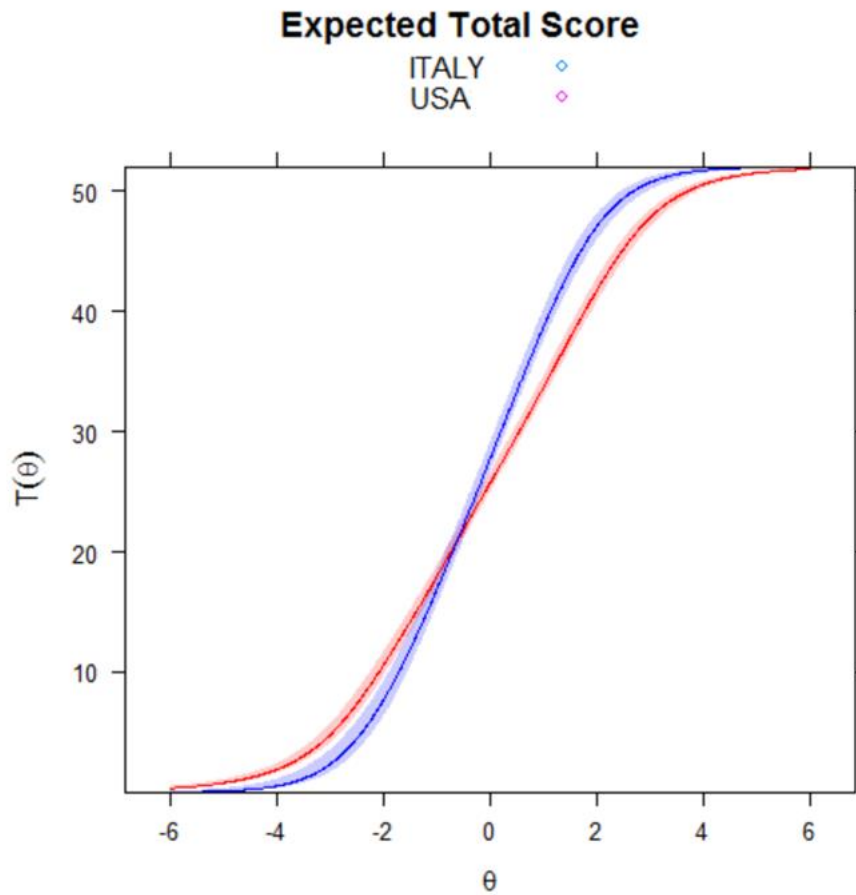
Self-uncompassionate responding

```

$observed
  sDTF.score sDTF(%) .score    uDTF.score uDTF(%) .score
    0.6932527    1.0665427    2.1172606    3.2573240

$CIs
      sDTF.score sDTF(%) .score    uDTF.score uDTF(%) .score
CI_97.5 1.37146050    2.10993922    2.674407    4.114473
CI_2.5  0.00680734    0.01047283    1.440159    2.215630

$tests
P(sDTF.score = 0)
    0.04653718
    
```



Samples: ITALY – USA

Self-compassionate responding

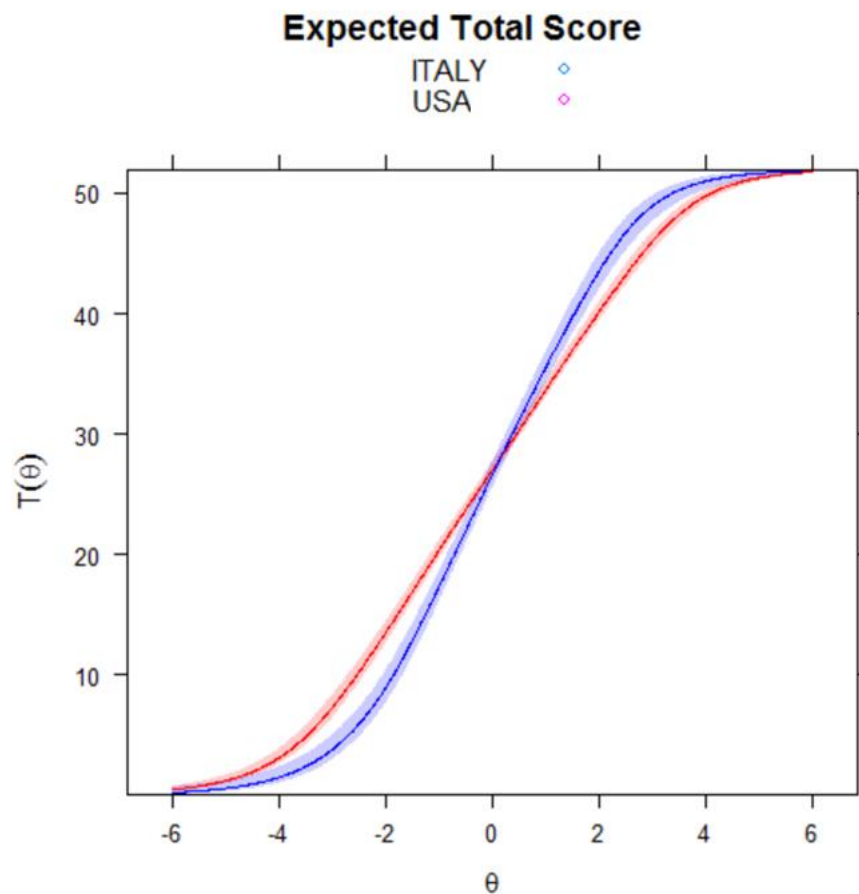
```

$observed
  sDTF.score sDTF(%) .score      uDTF.score uDTF(%) .score
    -0.3300903   -0.5078312     1.9888364    3.0597483

$CIs
      sDTF.score sDTF(%) .score      uDTF.score uDTF(%) .score
CI_97.5  0.3616956   0.5564547     2.678297    4.120457
CI_2.5   -1.0780392  -1.6585219     1.231821    1.895109

$tests
P(sDTF.score = 0)
      0.3549436

```



Samples: CHINA – ITALY

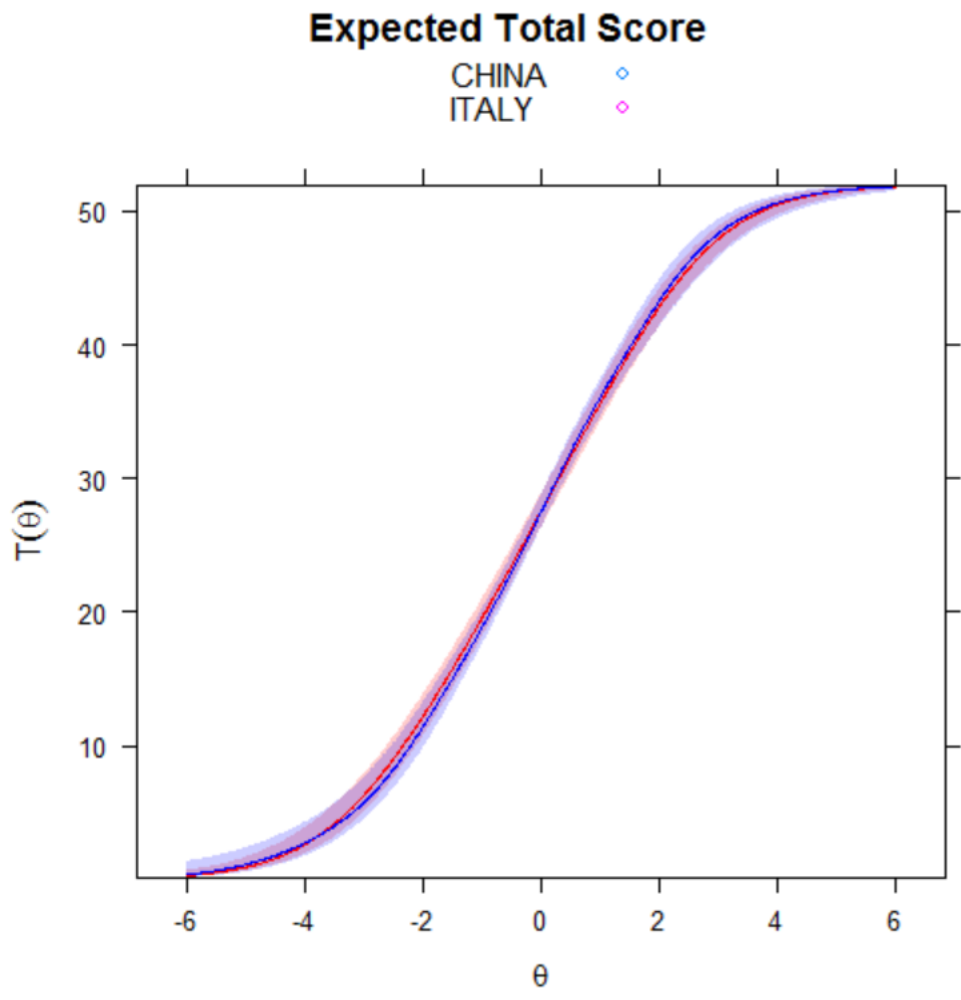
Self-uncompassionate responding

```

$observed
  sDTF.score sDTF(%).score    uDTF.score uDTF(%).score
-0.01588914 -0.02444483    0.34120245  0.52492684

$CIs
  sDTF.score sDTF(%).score    uDTF.score uDTF(%).score
CI_97.5    0.9236170      1.420949  1.4478820    2.2275108
CI_2.5     -0.9613763     -1.479040  0.2437967    0.3750718

$tests
P(sDTF.score = 0)
  0.9727367
    
```



Samples: CHINA – ITALY

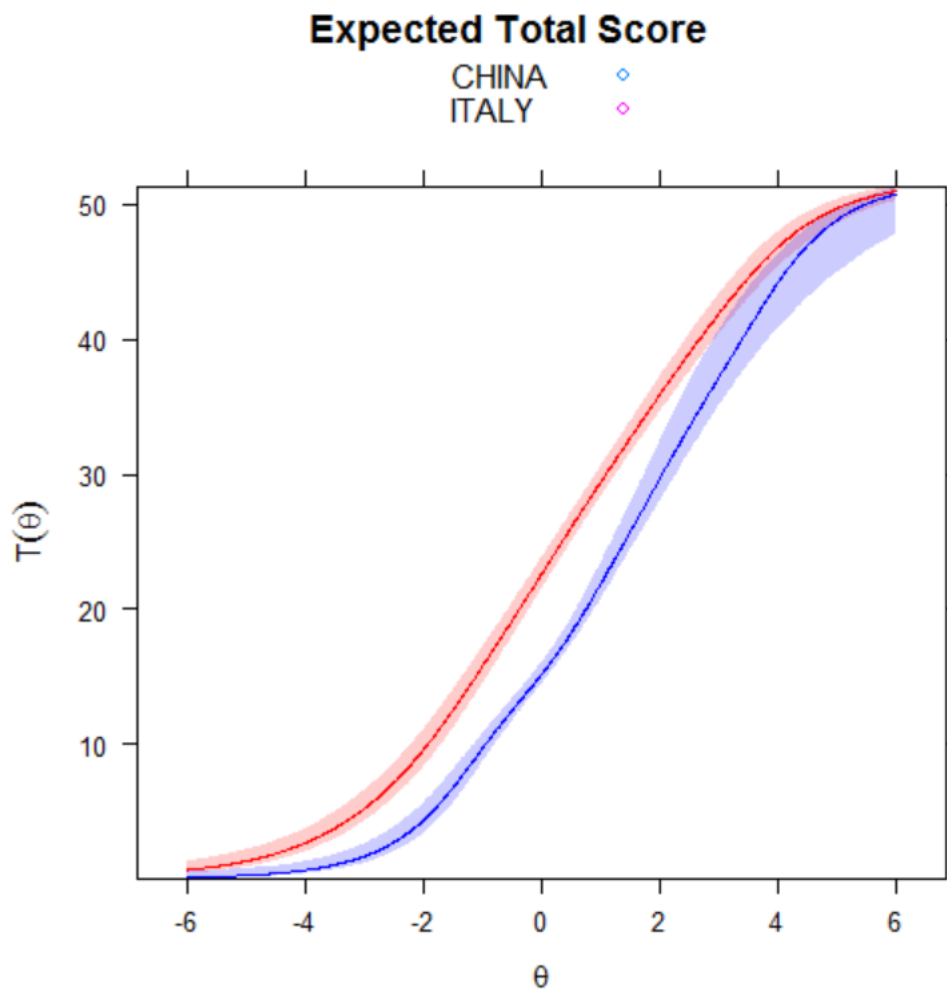
Self-compassionate responding

```

$observed
  sDTF.score sDTF(%) .score      uDTF.score uDTF(%) .score
    -3.978   -6.120           3.978    6.120

$CIs
  sDTF.score sDTF(%) .score      uDTF.score uDTF(%) .score
CI_97.5    -2.845   -4.377       5.166    7.947
CI_2.5     -5.190   -7.985       2.972    4.572

$tests
P(sDTF.score = 0)
  8.838e-12
    
```



Samples: CHINA – KOREA

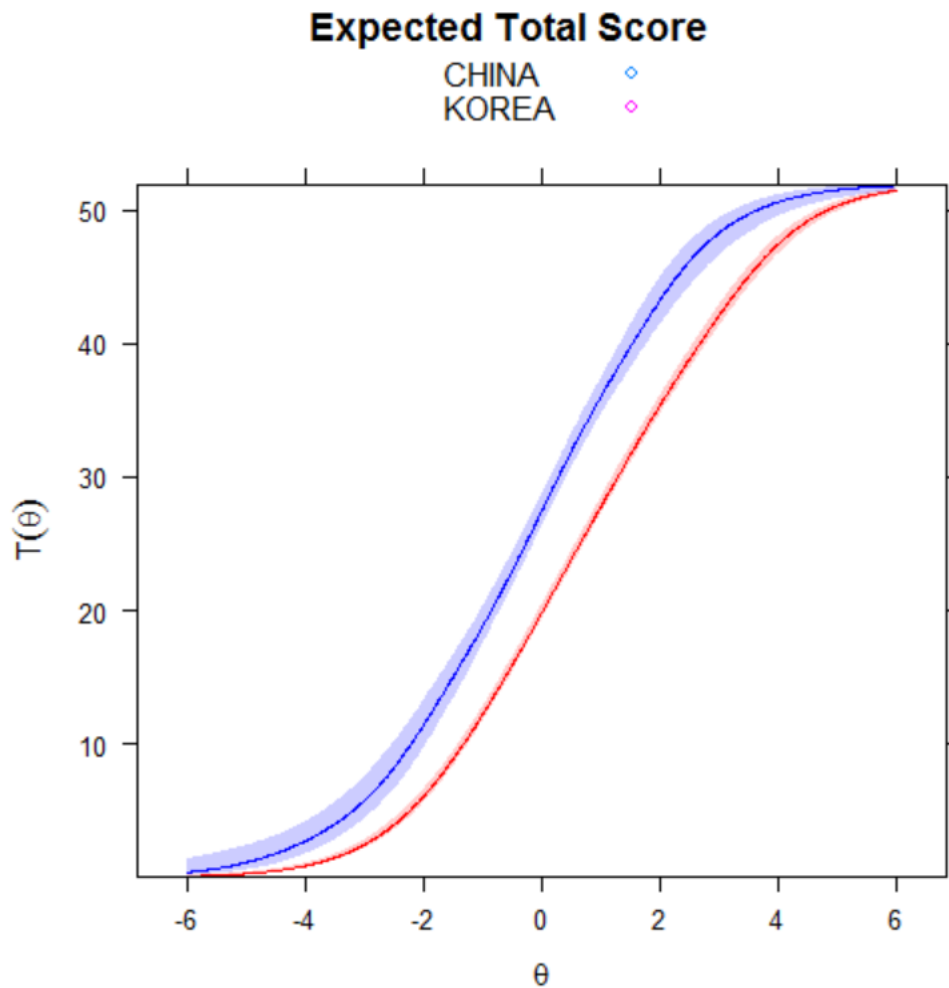
Self-uncompassionate responding

```

$observed
  sDTF.score sDTF(%).score    uDTF.score uDTF(%).score
    4.389925    6.753731    4.389925    6.753731

$CIs
  sDTF.score sDTF(%).score    uDTF.score uDTF(%).score
CI_97.5    5.079751    7.815002    5.082310    7.818939
CI_2.5     3.655075    5.623193    3.655075    5.623193

$tests
P(sDTF.score = 0)
  8.794833e-32
    
```



Samples: CHINA – KOREA

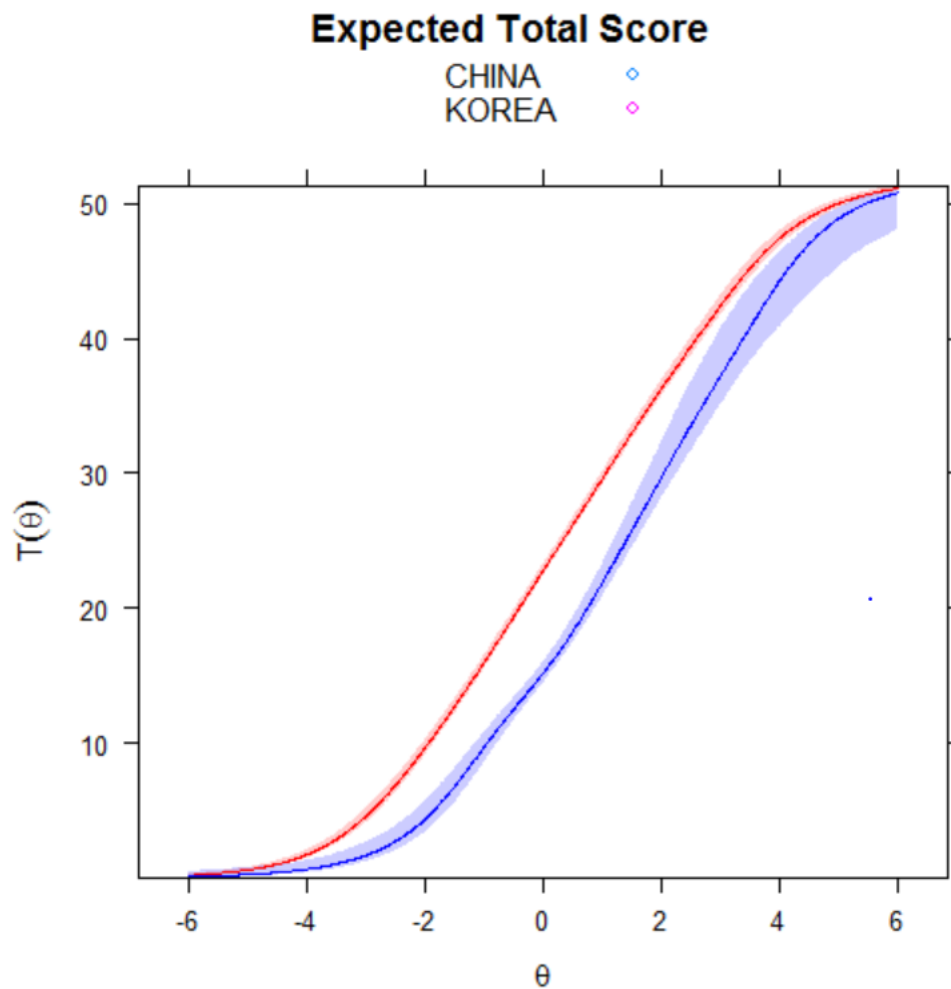
Self-compassionate responding

```

$observed
  sDTF.score sDTF(%) .score    uDTF.score uDTF(%) .score
    -3.953    -6.081          3.953     6.081

$CIs
  sDTF.score sDTF(%) .score    uDTF.score uDTF(%) .score
CI_97.5    -3.117    -4.795     4.925     7.576
CI_2.5     -4.923    -7.574     3.120     4.801

$tests
P(sDTF.score = 0)
  8.612e-17
    
```



Samples: CHINA – PORTUGAL

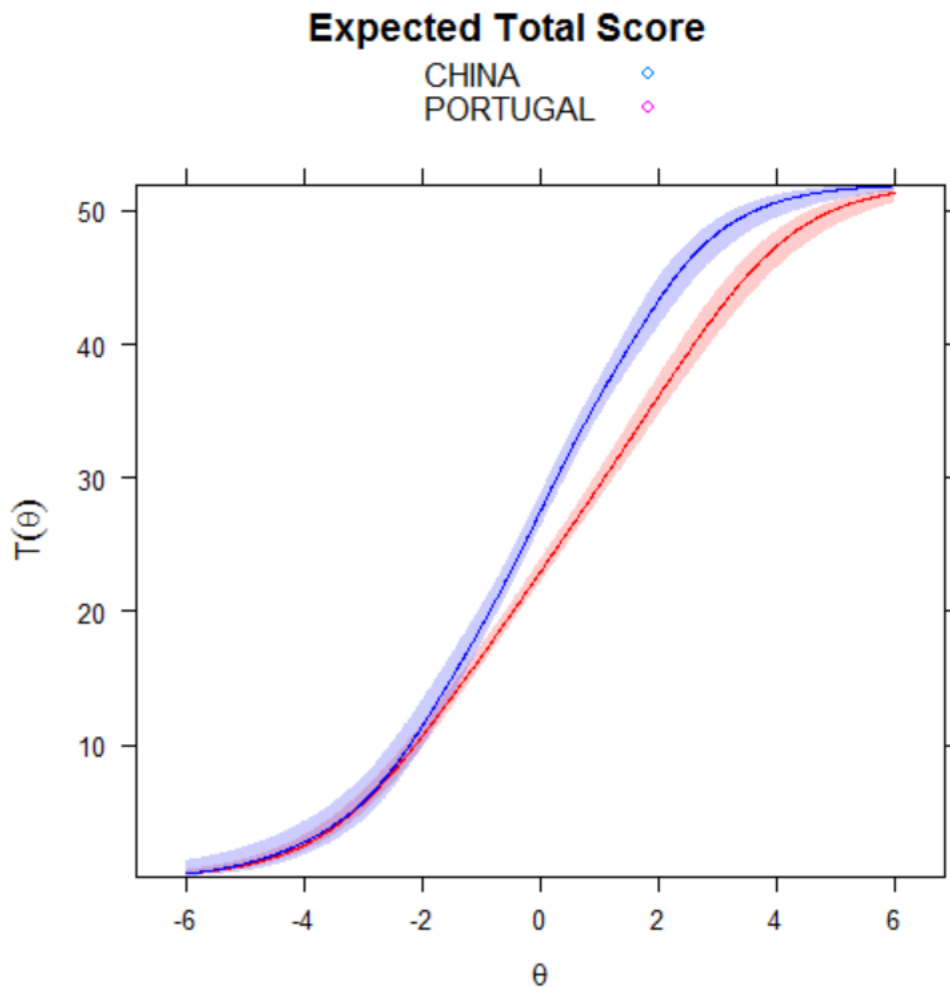
Self-uncompassionate responding

```

$observed
  sDTF.score sDTF(%) .score    uDTF.score uDTF(%) .score
    2.724185   4.191055         2.724185   4.191055

$CIs
  sDTF.score sDTF(%) .score    uDTF.score uDTF(%) .score
CI_97.5     3.632642   5.588680   3.775171   5.807955
CI_2.5      1.849593   2.845528   1.955943   3.009144

$tests
P(sDTF.score = 0)
  3.055744e-09
    
```



Samples: CHINA – PORTUGAL

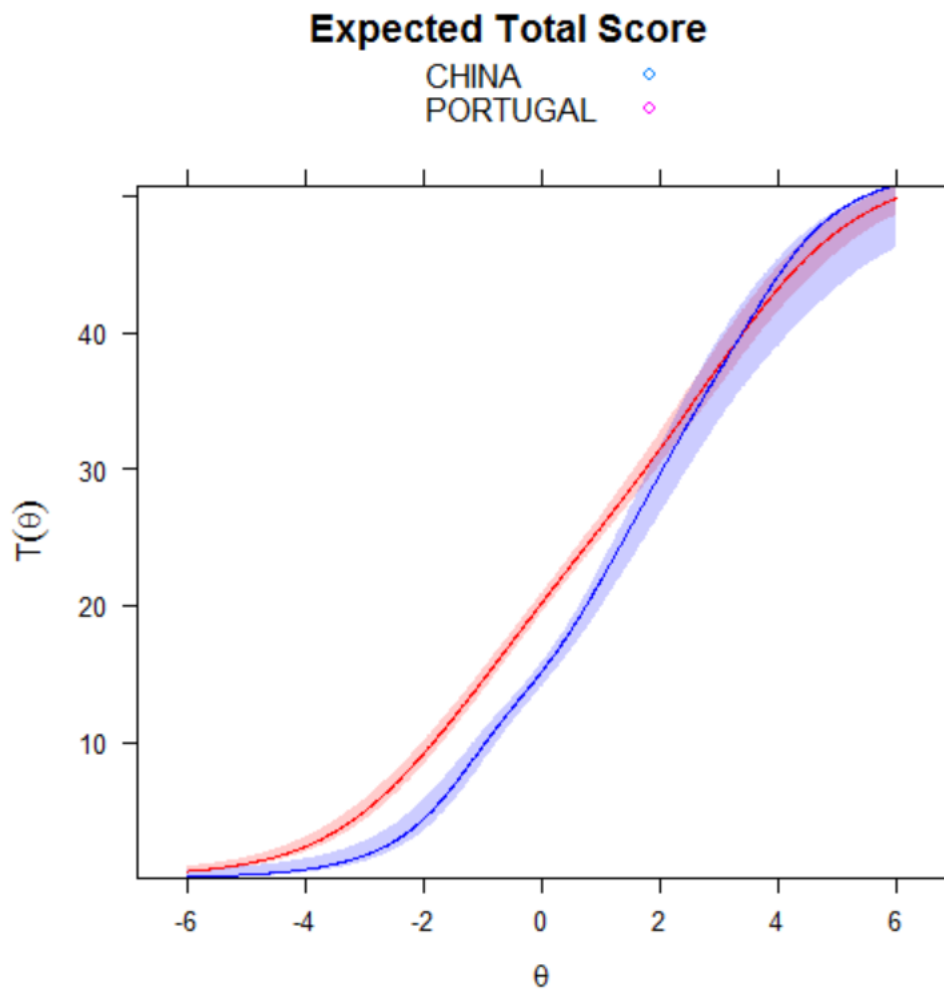
Self-compassionate responding

```

$observed
  sDTF.score sDTF(%) .score      uDTF.score uDTF(%) .score
      -1.980      -3.000      2.459      3.726

$CIs
  sDTF.score sDTF(%) .score      uDTF.score uDTF(%) .score
CI_97.5     -1.339     -2.028      4.016     6.084
CI_2.5       -4.035     -6.113      1.975     2.992

$tests
P(sDTF.score = 0)
      0.003756
    
```



Samples: CHINA – SLOVAKIA

Self-uncompassionate responding

```

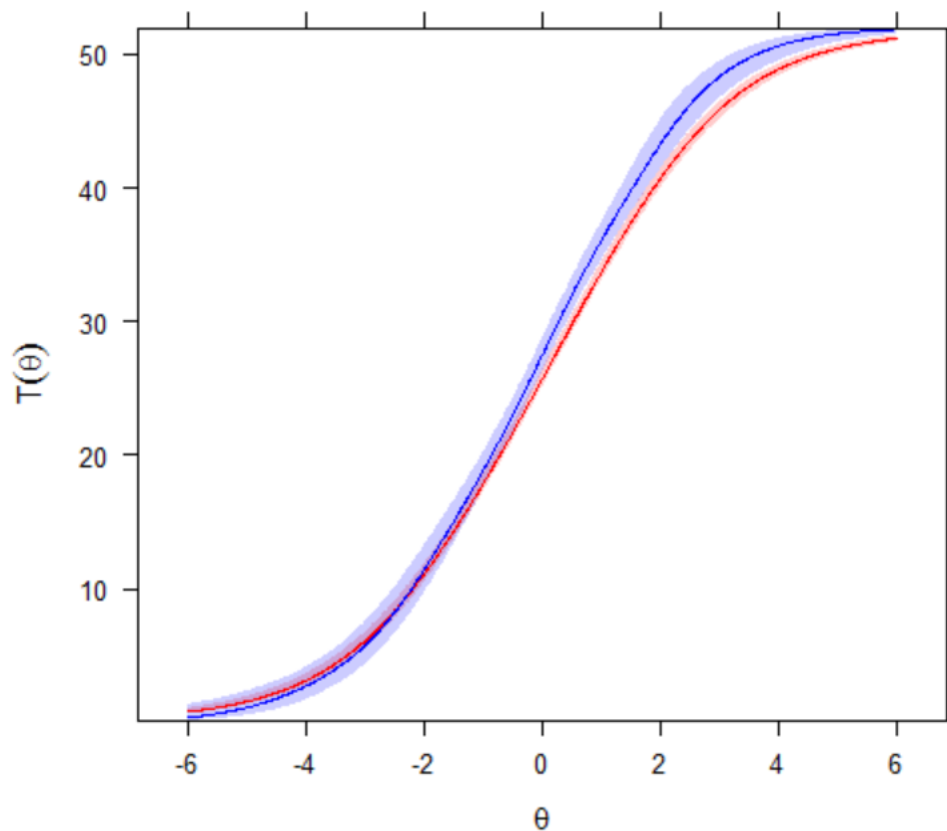
$observed
  sDTF.score sDTF(%).score    uDTF.score uDTF(%).score
    1.024648   1.576381     1.258094   1.935529

$CIs
  sDTF.score sDTF(%).score    uDTF.score uDTF(%).score
CI_97.5    1.7680158     2.7200243   1.9908531   3.0628509
CI_2.5     0.4025446     0.6192994   0.6373176   0.9804886

$tests
P(sDTF.score = 0)
  0.003418579
    
```

Expected Total Score

CHINA ◊
 SLOVAKIA ◊



Samples: CHINA – SLOVAKIA

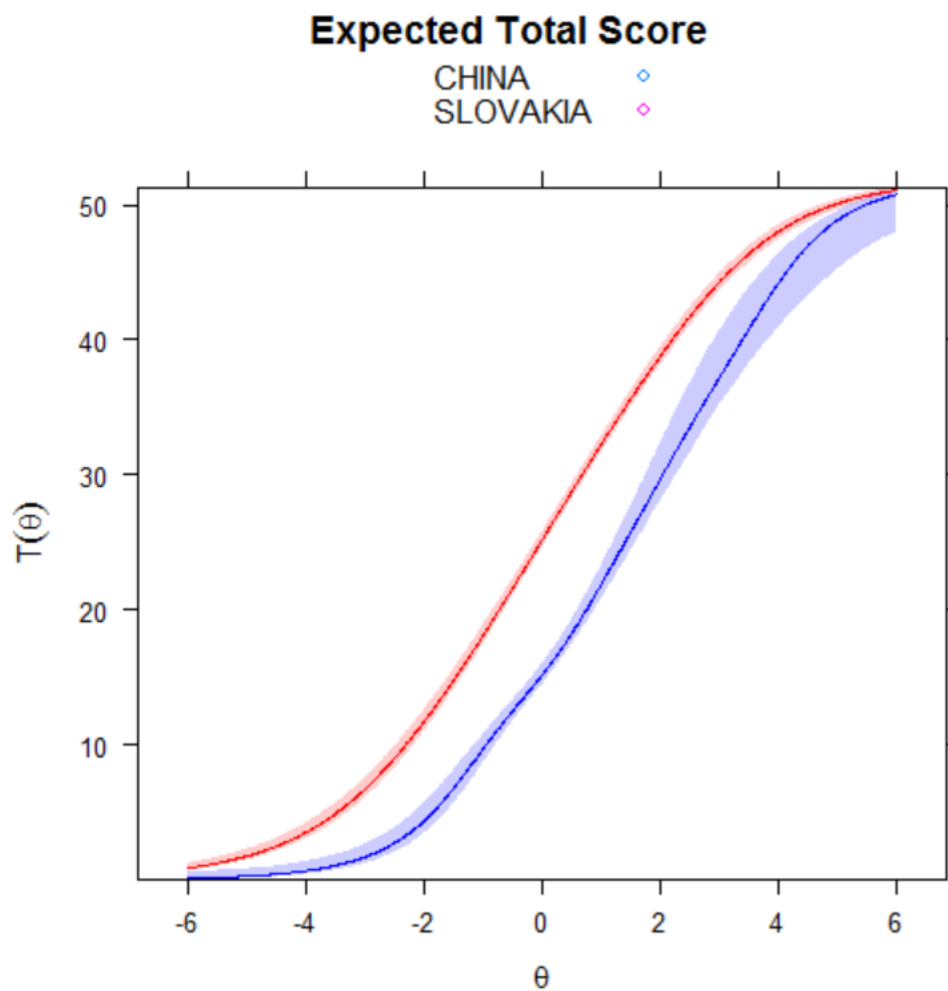
Self-compassionate responding

```

$observed
  sDTF.score sDTF(%) .score      uDTF.score uDTF(%) .score
      -5.606      -8.624          5.606       8.624

$CIs
  sDTF.score sDTF(%) .score      uDTF.score uDTF(%) .score
CI_97.5     -4.767      -7.334          6.643       10.220
CI_2.5       -6.647     -10.227          4.767        7.334

$tests
P(sDTF.score = 0)
      6.424e-29
    
```



Samples: CHINA – TURKEY

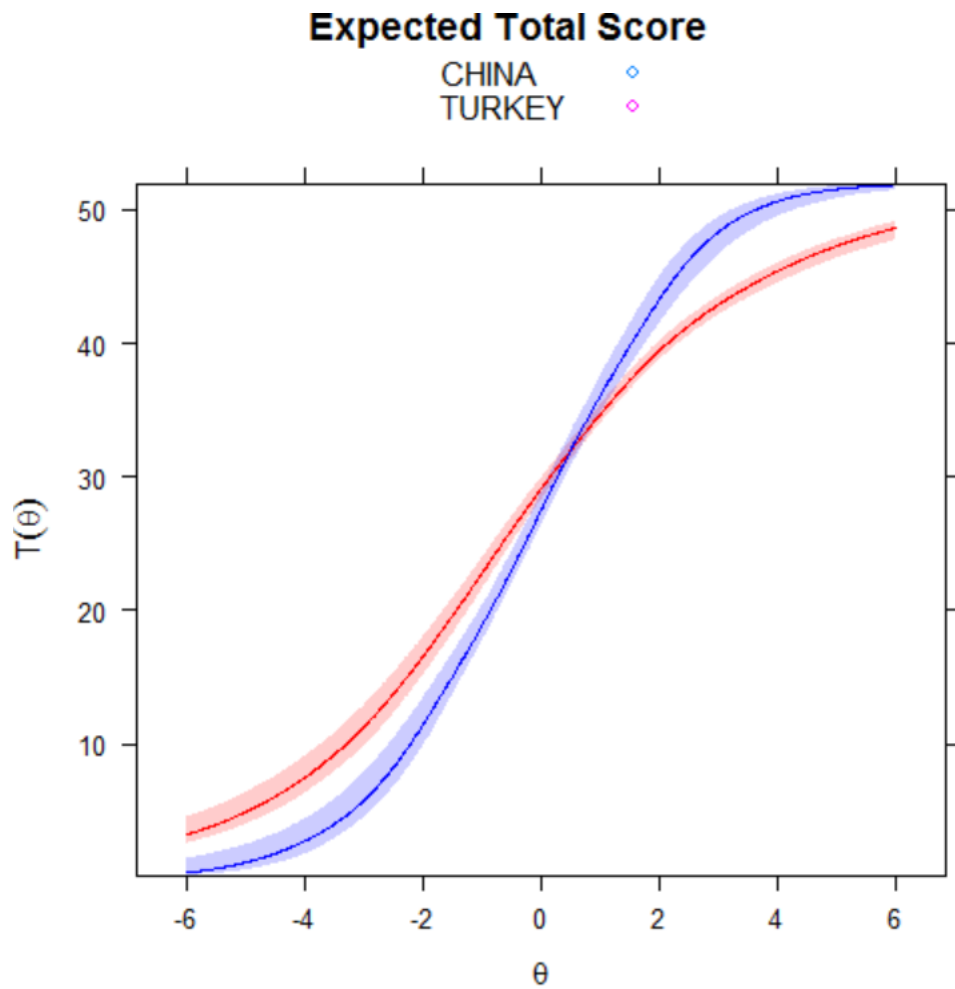
Self-uncompassionate responding

```

$observed
  sDTF.score sDTF(%).score    uDTF.score uDTF(%).score
    -0.3553187    -0.5466442     3.9762623     6.1173267

$CIs
  sDTF.score sDTF(%).score    uDTF.score uDTF(%).score
CI_97.5    0.4827234     0.7426514     5.146351     7.917463
CI_2.5    -1.2782549    -1.9665459     2.769742     4.261142

$tests
P(sDTF.score = 0)
    0.4237758
    
```



Samples: CHINA – TURKEY

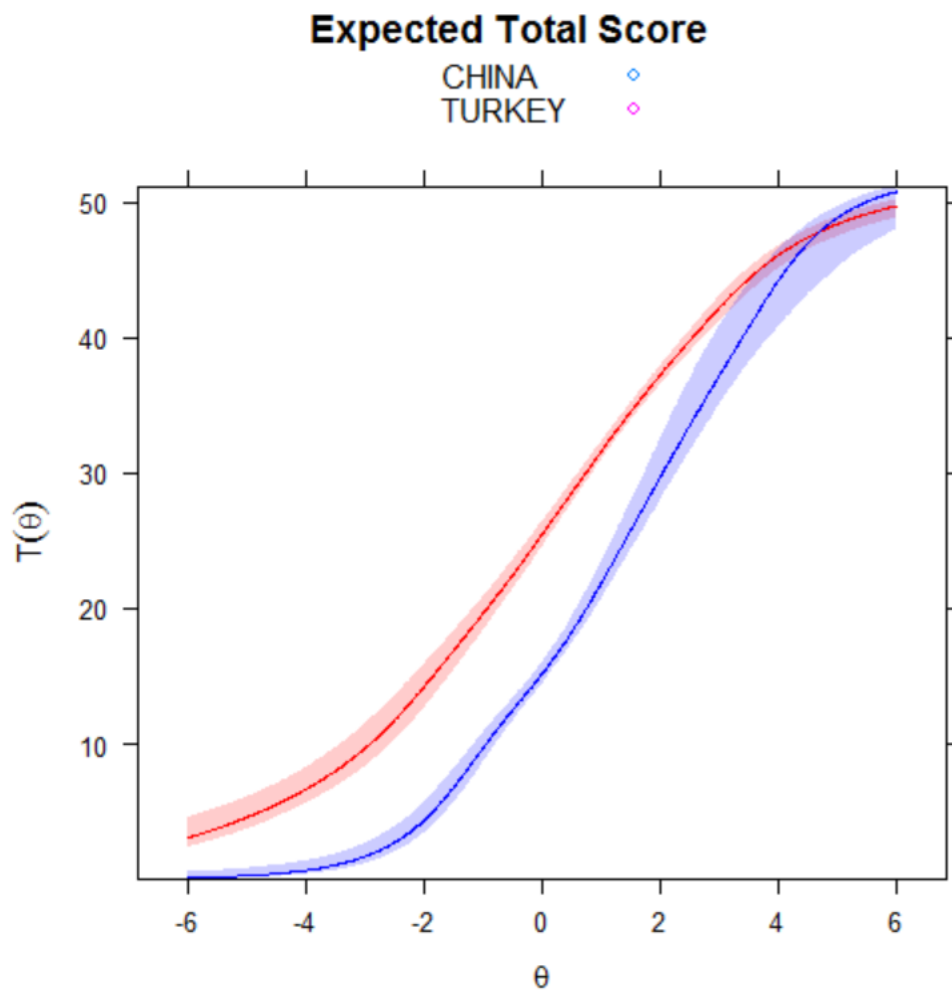
Self-compassionate responding

```

$observed
  sDTF.score sDTF(%).score    uDTF.score uDTF(%).score
    -6.087    -9.365         6.242     9.603

$CIs
  sDTF.score sDTF(%).score    uDTF.score uDTF(%).score
CI_97.5    -5.144    -7.914     7.220     11.108
CI_2.5     -7.203   -11.081     5.296     8.147

$tests
P(sDTF.score = 0)
  6.636e-28
    
```



Samples: CHINA – USA

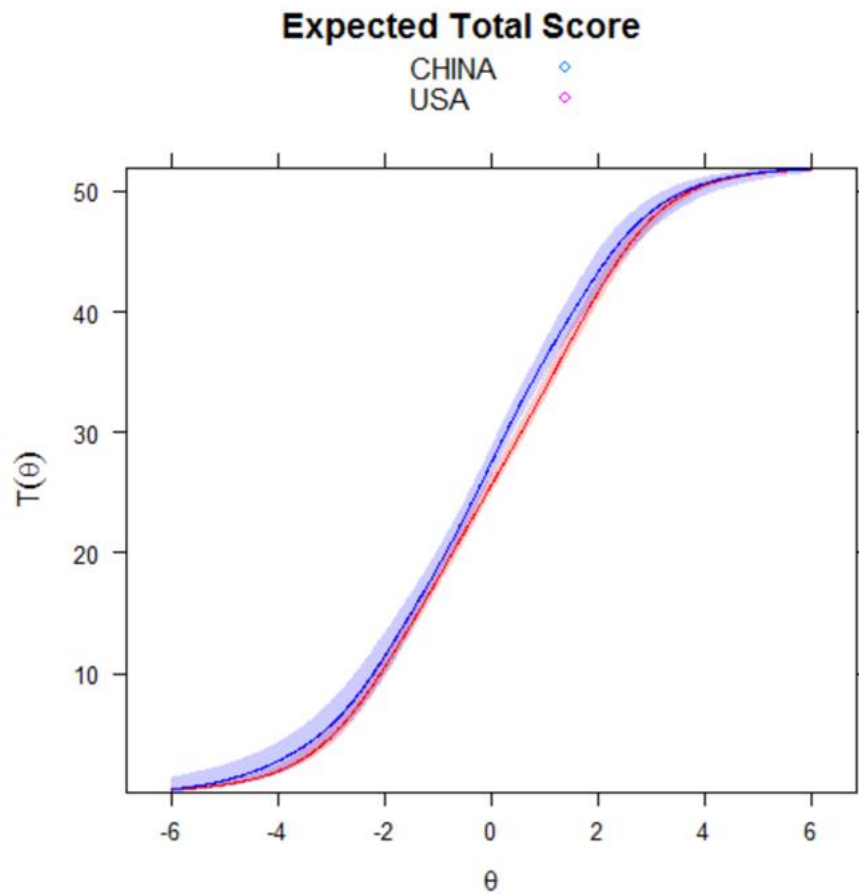
Self-uncompassionate responding

```

$observed
  sDTF.score sDTF(%).score  uDTF.score uDTF(%).score
    0.9137193    1.4057220    0.9137193    1.4057220

$CIs
      sDTF.score sDTF(%).score uDTF.score uDTF(%).score
CI_97.5  1.6173909    2.4882937    1.7151323    2.6386651
CI_2.5   0.1321468    0.2033027    0.4221551    0.6494693

$tests
P(sDTF.score = 0)
    0.01518151
    
```



Samples: CHINA – USA

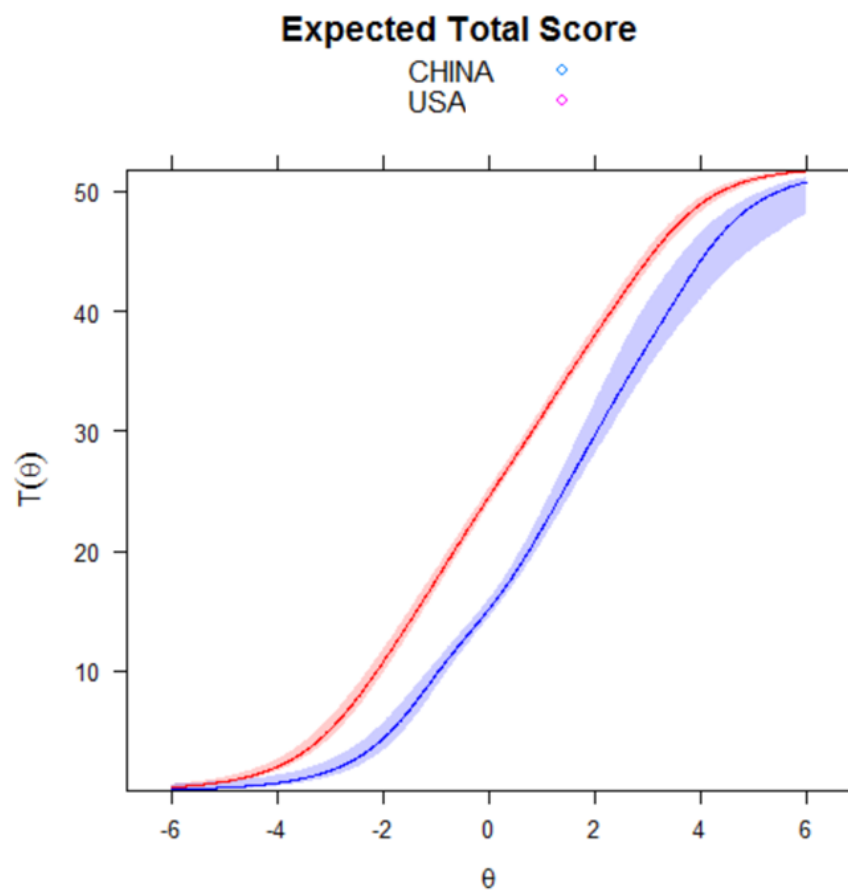
Self-compassionate responding

```

$observed
  sDTF.score sDTF(%) .score      uDTF.score uDTF(%) .score
      -5.104      -7.852          5.104       7.852

$CIs
  sDTF.score sDTF(%) .score      uDTF.score uDTF(%) .score
CI_97.5     -4.270     -6.568         6.137      9.441
CI_2.5       -6.141     -9.448         4.264      6.561

$tests
P(sDTF.score = 0)
      5.201e-25
    
```



©2021 by the Author(s); licensee Mediterranean Journal of Clinical Psychology, Messina, Italy. This article is an open access article, licensed under a Creative Commons Attribution 4.0 Unported License. Mediterranean Journal of Clinical Psychology, Vol. 9, No. 1 (2021).

International License (<https://creativecommons.org/licenses/by/4.0/>).

DOI: 10.6092/2282-1619/mjcp-2682